



appalachian  
 ■ ■ ■ pastel society

Letter from the President,

Change can be frightening...or it can be a great stimulus to our creativity.

We each have our own comfort level when we are confronted with things that are new or different.

Some artists are happiest when they are working in familiar territory. They narrow the scope of their work to perfect their skills.

Others go out of their way to experiment with media and techniques, getting great satisfaction with surprising results.

Personally, I find a change in scenery stimulates my interest in the paintings I'm working on. Painting at the beach or in the western desert states makes me look at the mountain views with fresh eyes when I return.

Change your subject matter. If you have been doing landscapes, try figures. If you're a portrait painter, do some still lifes. Been painting apples? Do a painting of your dog. Your drawing and observation skills will improve when you tackle new subjects.

Try some new colors. We all have our favorite palettes. Go brighter...or more neutral. Are you used to sunny scenes? Try a misty lake. Painted lots

of mountain sunsets? Take a close look at an ocean wave.


Do you always use white sanded papers? Try red Canson.

Borrow some firmer/softer/other brands of pastels than the ones you've been using. Trade boxes for the day with a friend. Let your style be reflected by the change.

You get the idea.

You may return to the subjects, colors, papers, and pastel brands you've always used...but your work will reflect a new vigor and maturity.

APS President,  
 Kay Gordon



In this Issue

2011 Show Calendar..... 2

Free Digital Photography Demo ..... 3

APS Calendar ..... 5

Karen Margulis Workshops ..... 4-7

Artist of the Month ..... 8

APS Member Exhibition.. 9-11

Special APS Memberships.. 12

Member News..... 13

McKinley Lottery..... 14

September Program ..... 15

APS General Calendar ..... 16

Help Wanted ..... 17-18

PayPal Information ..... 19

Ann Templeton ..... 20

Board Member Contact Info ..... 21

Membership Application..... 22

The APS general meeting is scheduled every second Saturday of every odd month i.e. Jan, Mar, May, July, Sep, Nov, from 10am - 12pm. The meetings generally take place at the WNC Agriculture Center, Youth Building. All members and those interested in pastel are welcome!

## APS Membership Renewal

### MEMBERSHIP RENEWAL REMINDER

Don't forget that as of September 1st, we are in a new APS Membership Year (the 2011/12 year).

You can now renew online on the APS website. The link to the membership renewal payment page is <http://www.appalachianpastelsociety.org/join-the-appalachian-pastel-society/>

If you don't wish to renew online, you can send your check for \$25, made out to "APS" to:

Kay Gordon  
APS Membership Chair  
2016 Upper Paw Paw Rd  
Marshall, NC 28753

If you don't know if you are current, contact me and I'll look up your records.

Kay  
kgordon@main.nc.us  
828.206.0240

## APS 2011 Juried and Non-Juried Show Calendar

Exhibition	Dates/Deadline	Contact/Information
APS Non-Juried Conn-Artist Hendersonville, NC	Delivery: November 7, 2011 10am to 1pm Reception: November 11, 2011 5:30pm to 9:00pm Pickup: January 2, 2012 10am to 1pm Show Dates: November 11, 2011 to December 31, 2011	<a href="http://www.appalachianpastelsociety.org">www.appalachianpastelsociety.org</a> Nancy Clausen: 828. 686. 5003 Karen Chambers: 828. 665.8538

### APS NEWSLETTER

Deadline to submit your news for the January 2012 Newsletter: **December 15**  
send to Carol Morrow - [rudycaro@bellsouth.net](mailto:rudycaro@bellsouth.net)

APS WEB SITE & APS FACEBOOK PAGE  
send to Karen Wylie - [karen@soapshed.com](mailto:karen@soapshed.com)

## Free Digital Photography Demo for APS Members By Edward Morris November 5th & 8th in Flat Rock, NC

APS Member Edward Morris has offered to provide a demonstration on how he photographs his own artwork.

This 2 hour demonstration will be perfect for those who take and edit photographs to enter shows, upload jpgs to websites and blogs, or need to provide photos of their paintings for publicity purposes.

Eddie is being kind enough to offer his demos for 'free' to APS members at his home and art studio in Flat Rock on Saturday, November 5th and Tuesday, November 8th, starting at 10:00 am both days.

Eddie's address is 110 Lake Cove Road, Flat Rock, NC 28731, and phone is 828-698-4620. Driving directions are provided below.

For space reasons, reservations in advance will be appreciated. Please call or email Nancy Clausen to let her know which demo you plan to attend: 828.686.5003 or mailto:nancy@clausen.net

Below is more information from Eddie about what he plans to cover in each session.

### Demo Description:

"Over the years, I have taught myself how to photograph my artwork from magazine articles and on-line research. I know enough to be dangerous!

I have an SLR digital camera, a modest (\$\$) but powerful, simple to use photo editing program that I use to color correct with a gray card, crop, and convert the image to jpg at the resolution and dpi required for a particular show. Before I got this fancy, I used to photograph my art

outside with a point and shoot.

I will do a demonstration of photographing one of my paintings from start to finish.

Here are some of the topics that I will cover:

Set up and equipment

Photographing Procedures (inside and outside)

Parallax issues

Using your computer

- Photo editing
- Color correction
- Renaming files, dpi and resolution

If we have time, I would also like to discuss a nifty free program I use to create a 3 or 4 value posterization to evaluate the composition and structure of my paintings.

Please keep in mind that I am not an expert photographer or computer geek but an artist who needed to learn a good/simple way to photograph my art for my website and entering shows. My process has been developed over the last 10 years through trial and error. "

### How to Register:

There is no charge for Eddie's demo, but we would appreciate your advance reservation for space reasons.

Please let Nancy Clausen know which demo you plan to attend by calling her at 828.686.5003 or sending email to nancy@clausen.net

### Driving Directions

#### From I-26

Exit 53 Head west on Upward Road (turns into N. Highland Lake Road for the last 1/2 mile) for approximately 2 miles.

Turn left onto Highland Lake Drive for approximately .4 miles.

Turn right onto Rhett Drive (gravel road) and follow it bearing to the left and drive straight ahead. Turns into Lake Cove Road.

**PLEASE NOTE:** If you use Mapquest or Googlemaps it will give you a different turn (Lake Shore instead of Rhett). That road is blocked off.

We are the blue house on the right. 110 Lake Cove Road

#### From Greenville Hwy (from Hendersonville)

After going through town on Main Street travel approximately 2 miles (heading south) to N. Highland Lake Road and turn left.

Turn right onto Highland Lake Drive for approximately .4 miles.

Turn right onto Rhett Drive (gravel road) and follow it bearing to the left and drive straight ahead. Turns into Lake Cove Road.

**PLEASE NOTE:** If you use Mapquest or Googlemaps it will give you a different turn (Lake Shore instead of Rhett). That road is blocked off.

We are the blue house on the right. 110 Lake Cove Road

## WILDFLOWERS IN PASTEL - Program and Workshops with Karen Margulis PSA November 12 & 13, 2011

### About the Workshops

"I am excited to offer these workshops on painting meadows and wildflowers in pastel. Pastels are the perfect medium to capture the delicate beauty and vibrant colors of wildflowers and the landscape around them. I will offer demonstrations, exercises and individual help at the easel during the workshops.

The Saturday morning program will be an overview of my approach to painting wildflowers in the landscape, with me sharing a variety of techniques and doing a short demonstration.

I will be offering a three hour mini workshop after the presentation on Saturday. Our emphasis for this mini workshop is to learn ways of seeing color in wildflowers and their surroundings and how to choose the pastels to help paint these colors with emphasis on the effects of aerial perspective. I will also share ways for you to deal with all of the Greens in a landscape.

On Sunday I will continue our study of wildflowers with a full day workshop. Our focus will be the intimate landscape and close up portraits of wildflowers. We will discover how a wet underpainting can be utilized for a successful painting of wildflowers. I will also share techniques for achieving the loose painterly quality to wildflowers and how to make them look like they belong in the landscape. There will be special emphasis on painting daisies, Queen Anne's Lace and poppies. During both workshops there will be discussions, demos and plenty of time for you to apply these ideas and techniques to your own painting."

All 'Karen Margulis / Wildflowers in Pastel' events will be held at the WNC Ag Center in Fletcher, NC.

### About Karen Margulis

I studied art in college but it wasn't until 2005 that I began painting seriously. I have been creating a daily painting and posting to my blog every day, and I estimate that I have completed about a mile of canvas or in my case paper! I paint primarily in pastel but I am venturing slowly into the world of oils and acrylics. My small daily paintings are available for purchase on my blog or at [www.dailypainters.com](http://www.dailypainters.com). I am represented by these fine art galleries in the Southeast: High Country Art in Blue Ridge, Georgia, Bella Vista Fine Art in Asheville, North Carolina, Frameworks Gallery in Marietta, Georgia, and Primary Elements Gallery in Cannon Beach, Oregon. I am a Signature member of the Pastel Society of America and a Member of Excellence in the Southeastern Pastel Society. Please send me an email at [kemstudios@yahoo.com](mailto:kemstudios@yahoo.com) or [karenmargulis@gmail.com](mailto:karenmargulis@gmail.com) with any questions or comments.



## WILDFLOWERS IN PASTEL - Program and Workshops with Karen Margulis PSA November 12 & 13, 2011

### PROGRAM & WORKSHOP TIMETABLE

#### Saturday, November 12th:

10:00-12:00 Morning Member Program -  
free & open to the public  
Demonstration - Karen's approach to painting  
wildflowers in the landscape

1:00-4:00  
3 hour workshop Saturday afternoon for  
APS members \$45.00

Painting Wildflowers With Atmospheric Perspective  
How to paint a field / meadow with wildflowers  
using value and aerial perspective.

#### Sunday, November 13th:

9:00-4:00 All day workshop  
\$95.00 after. Non-members \$100.00.

Painting the Intimate Floral Landscape  
Full day workshop studying wildflowers. Close up  
portraits of wildflowers with special emphasis on  
painting daisies, Queen Anne's Lace and poppies;  
using wet underpaintings; achieving loose painterly  
qualities in floral landscapes. Discussions, demos  
and coaching at the easel.

### HOW TO REGISTER FOR THE WORKSHOPS

You can register for these workshops and pay online  
using PayPal by clicking on this link:

[www.appalachianpastelsociety.org/register-for-workshops/](http://www.appalachianpastelsociety.org/register-for-workshops/)

Or pay by sending your check to:

Miriam Hughes  
APS Program Chairperson  
306 Davis Street  
Hendersonville, NC 28739  
610-389-0058



## Appalachian Pastel Society Workshop Registration Form

**Applicant**

Name: \_\_\_\_\_

Address: \_\_\_\_\_

City/State/Zip: \_\_\_\_\_

Telephone: \_\_\_\_\_ Fax \_\_\_\_\_ Other \_\_\_\_\_

Email: \_\_\_\_\_

**Workshop Information**

Name: \_\_\_\_\_

Dates: \_\_\_\_\_

City/State/Zip: \_\_\_\_\_

**Payment Method & Date Paid**

PayPal: \_\_\_\_\_

Check: \_\_\_\_\_

Cash: \_\_\_\_\_

Thank you for registering for the above workshop. Please keep a copy of this form for your records. Applicants will be accepted as they make payment. If a workshop is full and you have not made payment, you will not be able to attend the workshop.

We will do our best to accommodate everyone who wishes to take a workshop and paying by **PayPal** is the fastest way to assure your place in the workshop.

**This form must be filled out and sent to the  
Program Director regardless of how you pay.**

You may fill it out and email it to the Program Director when you pay by PayPal or simply mail it.

**Program Director Information:**

Miriam Hughes  
306 Davis Street  
Hendersonville, NC 28739  
610-389-0058  
misspoooppa@gmail.com

## WILDFLOWERS IN PASTEL - **Workshop Supply List**

Karen Margulis  
kemstudios@yahoo.com  
www.karenmargulis.com

- Easel
- backing board and white artist tape or clips to attach paper
- Pastels
- Paper: bring several pieces of your favorite paper. Plan on bringing a few pieces of sanded paper that can take a wet underpainting. My favorite is UArt as it is less likely to buckle.
- small watercolor set (an inexpensive set is fine)
- Paint brush....inexpensive bristle brush
- Small sketchbook and pencil
- Reference photos of wildflowers and meadows. I have photos available but it is always better to work from your own photos.

## Meet the Artist of the Month - Suzanne Karnatz

*"Never stop seeing, thinking, doing"*



*"Nan's Garden"*

How do I begin – to weave a tale of 28 years as a pastel artist! You would think I would get tired of the same ole medium. Not so – it is the most exciting hands-on unbelievable colors that you mess together – be it neutral-grayish or your brights. The range of pastel “sticks” hard, semi soft, soft, square, big, thin, round stubs or tubes, paper supports of all kinds – enabling you, the artist, to create beyond your dreams.

I dug out old notes, sketches, process photos, little plein-aire pieces. I thought that was the only way to create landscapes: up at the crack of dawn to the sound of grunting pigs (Dan Gerhart’s Wisconsin territory) early morning farm chores: as I was finishing the painting – behind me comes a farmer on his tractor with his wife holding on with her arms around her husband’s waist!; Painting in one particular garden (14 paintings or more) with the company of Alex the pet rooster sitting on the back part of my easel; Painting in a horse pasture, along comes two four legged friends – curious and wanting to nudge my easel and a bite of pastels; One of Handell outings capturing one of the streams

in Cherokee National Forest. Rubber boots, easel legs propped and balanced at water’s edge – so enthralled with catching the excitement of rushing waters; another in the pasture at the Sandburg farm painting one of Helga’s dear pregnant goats.

Wonderful years at Palette ‘n Chisel with art friends from the American Academy AM class, then more figure drawing in afternoon and soon Richard Schmid is coming upstairs to 3rd floor attic of the Italian Renaissance Building. Classes 1-4, then 6-10 – Awesome to watch Richard paint (oil). From this group of 8-12



*"Here...Somewhere"*



*"After the Rain"*

people, at least 6 artists are national level artists. Then I had to catch a bus, a train, car home – everyone

asleep. (youngest was 16) (This didn’t happen too often – I had to just stay and watch and pastel what happened at evening figure set-ups – Once in a blue moon – yet there were several blue moons!)



*"Sandburg Goat"*

So – (1) thumbnails, value thinking, direction of light mark yellow dot. (2) step back, look again – visualize then start blocking or drawing your image. You can work from center outward, or from focus point outward, I never have been able to work all over the painting and build that way. Think design, composition – I do gamsol wash – 3 large shapes in complimentary colors – A. Handell was at the Palette n Chisel and used a turp wash – 1991 – from that time on I use this approach as does Richard McKinley (gamsol, or H2O) not necessarily complimentary color – Small world, and guess what – Handell and McKinley are painting friends.

Never stop seeing, thinking, doing; explore for the rest of my life. Pastel is not only a passion – it’s almost an obsession. The best there can be.

P.S. I had worked in H2O, casein, acrylic, oil in prior school years.



# APS 2011 Juried Member Exhibition Opens in Black Mountain

From 77 paintings submitted for review, twenty four paintings were selected for exhibition in the show by our juror, Fleta Monaghan, M.A.Ed. After determining the hanging of paintings in the Black Mountain Center for the Arts gallery, Fleta conducted a videotaped critique of each paintings (to be shown November 28th) and then made her awards. **Congratulations to these APS members!**

**FIRST PLACE AND BEST IN SHOW:**

Karen White Chambers  
Candler, NC  
Twins XIV



**SECOND PLACE**

Pamela Winkler  
Asheville, NC  
On The Tracks 2



**THIRD PLACE**

J. Kay Gordon PSA  
Marshall, NC  
Dancing With A Wave



**THE LORRAINE KING  
BEST LANDSCAPE AWARD**

Edward Morris  
Flat Rock, NC  
Triple Falls



**HONORABLE MENTION AWARDS**

Karen Wylie  
Spruce Pine, NC  
Fires and Rain 9: Sacred Ground



Carol Branton Morrow  
Swannanoa NC  
Looking Through  
Rose Colored Glasses



Barbara Kitty Williams  
Bristol, TN  
Barnyard Strut



Kate Thayer  
Flat Rock, NC  
Changing Times, Changing Colors



Our award winners received Gift Certificates and pastel sets from:

- Diane Townsend Pastels
- Dakota Pastels
- Paul deMarrais Pastels
- Great American Artworks
- Sun Eden Artist Gear
- Urania Christy Tarbet and MyArtTutor

as well as cash awards, The Lorraine King \$200 Best Landscape Award, and free member gallery webpages.

## APS 2011 Juried Member Exhibition Opens in Black Mountain

### Artists

Karen White Chambers.....	Twins XIV
Deborah Chase.....	Break Time: Coffee or Nap?
Bette Coningsby.....	Overlooking Waynesville
Peggy Duncan.....	Pretty in Purple
J. Kay Gorden, PSA.....	Dancing With A Wave
Suzanne Karnatz, PSA M.....	For the Garden
Beverly Kies.....	The Street Where I Live
Cindy Lidd.....	Greenhouse 2
Carolyn Molder.....	Lavender N Yarrow
Edward Morris.....	Summer Evening
	Triple Falls
Carol Branton Morrow.....	Looking Through Rose Colored Glasses
Suzanne Nelson.....	Can Can
Merritt Roach.....	Bedtime Stories
Zoe F. Schumaker.....	Tropical Morning
Marian Sinks.....	Watching
Walter Stanford.....	Three Rocks
Kate Thayer.....	Changing Times, Changing Colors
Nancy Biggs Thomas.....	Crystal
Barbara Kitty Williams.....	Barnyard Strut
	Trail Dog
Kathryn Wilson.....	Silent Vigil
Pamela Winkler.....	On The Tracks 2
S. Karen Wylie.....	Fires and Rain 9: Sacred Ground



# APS 2011 Juried Member Exhibition Opens in Black Mountain — Continued

Juried Exhibition Co-Chairpersons Kate Thayer and Karen Wylie would like to thank several APS members for all their hard work over the last year to make the show a success: Carol Morrow, who designed our beautiful printed work (prospectus & show program) and also did our publicity; Beverly Kies, who coordinated our yummy Reception on opening night; as well as President Kay Gordon and Susan Sinyai, our Treasurer.

Most especially, we'd like to thank our Juror, Fleta Monaghan, for being a true art educator throughout every aspect of the show, providing written feedback on the 77 paintings submitted to the show, videotaped feedback on the 24 accepted, and for being with us on opening night to share her observations about why she chose her award winners. Our 2011 Member show has truly been the learning experience we hoped it would be.

The Black Mountain Center for the Arts is hosting our Juried Show until November 23, so there are a few more weeks to view the show. The Black Mountain Center for the Arts is located at 225 West State Street in Black Mountain, NC 28711. Hours are 10–5:00 p.m. Monday, Tuesday, Wednesday and Friday and from 11–3 p.m. on Thursdays. For more information, call 828.669.0930 or visit [www.blackmountainarts.org](http://www.blackmountainarts.org).



## APS Members Earn First Step to Signature Level

Fourteen APS Members have achieved the Participating Member status. Certificates were presented October 14th at the Awards Ceremony of the APS 2011 Member Show at the Black Mountain Center for the Arts.

### CONGRATULATIONS to ...

Karen Chambers, Nancy Clausen, J. Kay Gordon, Beverly Kies, Carol Morrow, Marian Sinks, Susan Sinyai, Kate Thayer, Karen Wylie, Peggy Duncan, Suzanne Karnatz, Kathryn Wilson, Nancy Thomas and Barbara Kitty Williams.

As a reminder to all members, the membership levels which lead to Signature Status are:

### Special Memberships

Regular or Student Members can qualify for elevated membership status in the following ways:

#### Participating Member

Member who has participated in four APS shows of any kind. This category would include non-juried shows. A member who has participated in three APS shows of any kind and has been a board member or committee chair for one year.

#### Juried Member

Member who has been juried into three APS juried shows.

#### Member of Excellence

Member who has been juried into three open APS juried exhibitions or two open and two juried member exhibitions.

#### Signature Member

Member of Excellence who has received two awards in APS exhibitions. Signature Members are privileged to use APS initials after their name, and are eligible for an expanded listing on the APS website, with samples of their work displayed.

The Special Membership qualification started with the 2010 APS

Exhibition. All Special Members will have their special status membership listing on the APS Website, and are privileged to state their special membership status in printed material.



## Member News

**BEVERLY KIES, SUSAN SINYAI, PAMELA WINKLER - Blackbird Frame & Art Show**

**Pure Color: The Power and Versatility of Pastel** - Blackbird Frame & Art (365 Merrimon Ave, Asheville) will be hosting an exhibit featuring pastel works by Beverly Kies, Pam Winkler and Susan Sinyai.

The opening reception is Friday, November 18, 2011, 6-8 p.m. The show will run through December 31.



Beverly Kies



Susan Sinyai



Pamela Winkler

### J. KAY GORDON

"J. Kay Gordon's pastel painting, 'Dancing with a Wave' has been chosen as a finalist in The Artist Magazine's 28th Annual Art Competition in the Animal/Wildlife division. The results will be published in the December 2011 Issue of The Artist's Magazine (online in early November)."




"J. Kay Gordon's painting, 'The Blue Motorcycle,' has been accepted into The Degas Pastel Society's Seventeenth Juried Membership Exhibition. The show will be hung at Place St Charles, a gallery in New Orleans, LA from October 29th through November 19th, 2011. Juror and judge for the show is Richard McKinley."

### CAROLYN MOLDER

Carolyn Molder is the Artist in Residence at the Blue Ridge Mountain Arts Center, in Blue Ridge, Georgia. The solo show will be from Oct 1, 2011 – Jan 6, 2012.

She will exhibit her pastel and watercolor collection of paintings.



## McKinley Workshop Lottery Held



The first week of registration for the 2012 Richard McKinley Workshop ended on September 21st, 2011.

Entries during this week were accepted from APS Members only. Twenty-nine entries were received.

On September 22nd, the APS Board, and all members who had registered during the week, were invited to the Black Mountain Center for the Arts to witness the drawing for placement in the workshop and waiting list. There were seventeen places in the workshop. Twelve positions were determined on the waiting list.

Much gratitude to Gale Jackson, Director of the Black Mountain Center for the Arts, for picking the "winners" for us!

There are still 8 places available on the waiting list. Registration, on a "first come" basis is open to members only until November 1st, after which it will be advertised to non-members.

Registration details are at [www.appalachianpastelsociety.org/workshops/mckinley-workshop/](http://www.appalachianpastelsociety.org/workshops/mckinley-workshop/)

## NC STATEWIDE SHOW INFORMATION...

Hello Fellow Pastelists,  
We have been fervently been working on the Statewide Exhibit this last month. Kay Gordan (APS), Mona Hearne (PPS), and I got together and established guidelines to help make our exhibit consistent from year to year. The prospectus is almost finished and I am really hoping that it will be online in another week. Keep your fingers and toes crossed that all the outstanding stars (i.e. additional bits of needed information) will align themselves in time!

Marla Bagetta has agreed to be our juror and judge. She also agreed to do a short critique of EVERY SINGLE ENTRY! We will be offering two three day workshops. One will be a based on the project she did of painting a single landscape 120 times to explore different color relationships and textures. The other workshop will be plein air. Please explore her website at: [www.marlabaggettastudio.com](http://www.marlabaggettastudio.com).

We have contracted with NCSU for

housing in their new apartment suites and for the workshop. The cost will be \$38 per night. Each suite has 4 bedrooms, 2 baths, living room, refrigerator, microwave, and internet connection. There are WiFi hot spots throughout campus. We are hoping that those of you who live far away will take advantage of this opportunity to stay on campus to get to know each other better. Be thinking of who you want as a roommate! Our workshop space is located about 75' from where we will be staying!

For those of you wish to stay off campus, there are several hotels within a couple of miles of campus.

Registration for the workshop and housing will commence in late January/early February. I and your local pastel organization keep you posted.

Cheers,  
Patricia Savage,  
Statewide Exhibit Chair

The show will run from June 1, 2012 to June 30, 2012. Deadline for entries will be March 24, 2012

There will be two, 3-day workshops... June 2-4 and June 5-7.



*"The three North Carolina Pastel Societies met in Raleigh on October 8th, 2011 to plan the NC Statewide Show. Present at the meeting were, Mona Hearne (Piedmont Pastel Society), Patricia Savage (NC Pastel Society) and Kay Gordon (Appalachian Pastel Society). The first NC State Show will be hosted by NCPS in 2012."*

## Program on Linear Perspective, September 10 — Report by Nancy Clausen

The program on Linear Perspective was presented by Annie Cicale. She has taught at AB Tech and has written books on perspective. Kay Gordon has taken many of her classes. Annie now teaches at her home in Fairview.



We all start with lines, man-made or lines made in nature. To see a good example of Linear perspective, we can look at Ann Vasilik's work. Examples of different perspective.

1. Overlapping
2. Size and space variations, placement
3. Detail and edges, degree of finishing
4. Modeling, value gradation and /or horizon line
5. Placement, how you perceive
6. Ariel perspective, color and value change
7. Linear perspective, converging lines

Brunelleschi was thought to have rediscovered linear perspective during the Italian Renaissance. Masaccio possibly was the first artist to have used perspective in a painting. He dates back to 1268. The painting that was used as an example, the vanishing point was the head of Christ.

The vanishing point is not always in the middle of the painting or photo.

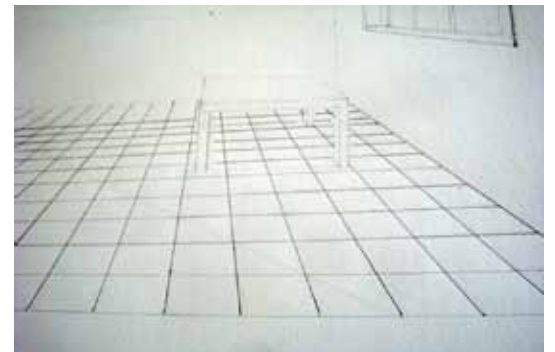
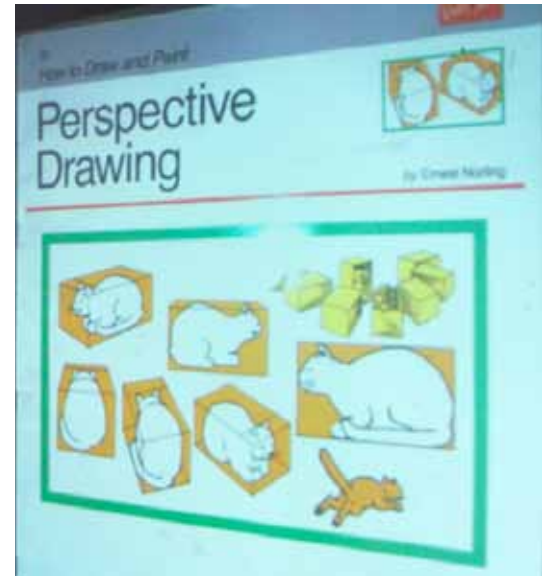
### Books that Annie recommended:

*The Art and Craft of Hand Lettering* by Annie Cicale.

*Perspective Drawing* by Ernest Norling

*Perspective Without Pain* by Phil Metzger.

Anne explained that one point perspective was looking straight ahead at something. Two point perspective is two planes going away from you. We then adjourned for lunch and met back for her workshop in the afternoon.



## APS 2011 General Meeting Calendar

Date of Program	Program	Demo	Afternoon Workshop	1 day (Sun) Workshop
Saturday, November 12	Karen Margulis <b>Painting Wildflowers Using Atmospheric Perspective</b>	Yes	Yes	No
Sunday, November 13	Karen Margulis <b>The Intimate Floral Landscape</b>	Yes	No	Yes

## Pastel Teachers Wanted

In Spring of 2012 APS will be offering an 'Introduction to Pastels' workshop for beginners, focusing on brands, surfaces, easel setups and basic techniques.

If you'd like to contribute your ideas about the topics that should be included in the workshop, or if you're willing to teach or demonstrate a pastel technique you enjoy, please let us know.

We will also need 'coaches' to help attendees throughout the day as they try out different pastels, papers and

techniques demonstrated by us. So if you prefer helping people one-on-one more than in a group, we've got a job for you too!

Please contact Karen Wylie at [karen@soapshed.com](mailto:karen@soapshed.com) or 828.385.1035 if you're interested in more information about this project or willing to help in some way.

## Pastels, Paper & Supplies Needed Too

Do you have pastels of any color, or of any brand, that you don't like or don't use?

Any surfaces you bought that weren't what you liked?

Please donate them to APS for the Introduction to Pastels workshop.

We will show beginning pastelists what the different brand pastels look like, letting them try out the different shapes and sizes to begin understanding what pastels feel right to them.

Sorry, no crumbs! There needs to be enough left of a stick that we can identify its brand.

Sheets of paper and miscellaneous supplies are welcome too. Please mark them by brand if you think it might not be obvious to us when sorting.

We'll have collection boxes at the next several meetings to accept the pastels, papers etc donated. So bring them along when you come to our programs.

Thank you in advance!



## Help Wanted — APS Volunteers Needed

Maybe you're only here in our Appalachian region during the Summer, and can't take on a year round position on the Board. Or maybe your work or family schedule is already overloaded, and you hesitate to add one even more regular task to your obligations.

Would you be able to help out 'one time only'?

There are many ways you can help APS continue to offer great programs, workshops and events by volunteering for 'one time only' tasks that you can fit into your busy schedule.

For example, we're trying to include summaries of our programs as well as photos taken at events in the newsletter, as well as on our Facebook page and website. You could help tremendously by volunteering to keep good notes of what a speaker says at a program, or taking some photos and emailing them to us afterwards.

Perhaps you can help accept and hang paintings at a non-juried exhibition in July. Or September. Or November. You don't have to be available for every exhibition. Just one. And if it's one you're delivering a painting to for yourself anyway, it might be an easy and convenient way for you to help out the group.

The more members we have to help, the more pastel events APS can schedule. Please take a look at the volunteer jobs listed here and consider whether you have 'a

morning here or an afternoon there' where you can keep our growing group strong.

### HOSPITALITY:

Would you be willing to bring baked goods to a morning program or afternoon workshop one month?

Contact Sheryl Daniels  
(423) 232-1585 or send email to [stdaniels@embarqmail.com](mailto:stdaniels@embarqmail.com)

### GALLERY / NON-JURIED EXHIBITIONS:

Check the calendar in this newsletter and you'll see that APS now has two non-juried exhibits scheduled for the last half of 2011. You could help accept paintings from participating members at the venue, help hang the exhibition, or set up refreshments for the opening reception. Find an exhibition that fits with your schedule and let our non-juried Exhibition Chairs know you are willing to help with that one event.

Contact Nancy Clausen at  
(919) 618-9054 or  
[nancy@clausen.net](mailto:nancy@clausen.net)

### WEBSITE:

Anyone with Wordpress skills willing to help upload member jpgs and bios to create a new Gallery of Member Pages on our website? Help would be very much appreciated!

Email Karen Wylie at  
[karen@soapshed.com](mailto:karen@soapshed.com)

### PROGRAMS:

How about offering to keep notes for a program or workshop you know you will be attending, so that

# Help APS

## Help Wanted — APS Volunteers Needed

we can share information in the newsletter with members unable to attend? These are all one-time commitments, one program or workshop at a time. It'd be great to identify two people per event, so that we get two different perspectives and no one has to fret about 'missing' something. Multiple volunteers will get it covered! Please volunteer for a specific program month or workshop topic.

Let Miriam Hughes know at (610) 389-0058, or [misspoooppa@gmail.com](mailto:misspoooppa@gmail.com)

### TAKE PHOTOS FOR US:

Would you be willing to bring a camera to take photos at a Paint Out, a workshop or an opening reception for one of our shows? Let's capture fun moments, and help match faces with names. We will publish your photos in our newsletter, on the website and APS Facebook Page. Your photos could also help us in our publicity efforts in local newspapers. Just email whatever you take to us!

Newsletter Editor  
Carol Morrow  
(828) 686-7549  
[rudycaro@bellsouth.net](mailto:rudycaro@bellsouth.net)

Website / Facebook Page  
Karen Wylie  
(828) 385-1035  
[karen@soapshed.com](mailto:karen@soapshed.com)

please volunteer

## Register for APS Workshops Online via PayPal

### Register for Karen Margulis November 12th 3 hour workshop (Saturday): Painting Wildflowers Using Atmospheric Perspective

[www.appalachianpastelsociety.org/register-for-workshops/margulis-saturday-workshop/](http://www.appalachianpastelsociety.org/register-for-workshops/margulis-saturday-workshop/)  
or use this link:

### Register for Karen Margulis' November 13th all day workshop (Sunday): The Intimate Floral Landscape

[www.appalachianpastelsociety.org/aps-programs-and-workshops/register-margulis-sunday-workshop/](http://www.appalachianpastelsociety.org/aps-programs-and-workshops/register-margulis-sunday-workshop/)  
or use this link:

### And you can even renew your dues!

[www.appalachianpastelsociety.org/register-for-workshops/dues-payments/](http://www.appalachianpastelsociety.org/register-for-workshops/dues-payments/)  
or use this link:

## For APS members and supporters! - Cafe Press Online Shop

APS has set up an account with cafe press which sells items with our logo on them.

There are aprons, mugs, tote bags and water bottles plus more...  
with the Appalachian Pastel Society logo on them.

They really look sharp.

For any item bought, the pastel society will receive  
a commission.

You can log in by using,  
[www.cafepress.com/appalachianpastelsocietyonlineshop](http://www.cafepress.com/appalachianpastelsocietyonlineshop)




## Ann Templeton - Published in Houston Chronicle on October 21, 2011



Marie "Ann" Templeton, 75, left this world to soar with the eagles on October 17, 2011 after a courageous battle with lung cancer. She was born on July 2, 1936 in Houston, TX. to Lawrence and Marie St. Pe', of Hahnville, LA. Ann is survived by her daughter Pam Leitner, and husband Greg and children Lance and Brianna; daughter Donna Cockrell and husband Brian and children Justin and wife Kimberly, Shelbey, and Tyler; son James D. Templeton Jr., and children James and Lindsey; grandson Dylan; 3 great grandchildren; Madalyn, Mykalan and Ty Leitner and sister Irma Bell and husband Raymond. Ann was preceded in death by her loving husband, of 47 years, James Douglas Templeton, Sr. and youngest son, Donald Lee Templeton. As a child Ann moved to Pasadena, TX where she graduated from Pasadena High School. Ann married Doug in 1953 and in 1965 they moved to Pearland. In 1974 she started her professional art and teaching career in a gallery she co-owned

in Pasadena. In 1989 the colors of the world called her and Doug to move to Ruidoso, New Mexico. For the next 22 yrs Ann captured the world on canvas, while traveling to many countries and in the US. She recently moved to Driftwood, TX to be closer to her family and to continue her art career as a world renowned artist, master colorist and Abstract Expressionist, highly recognized teacher and published author. Those that knew Ann would tell you she loved life and all that it entailed and that she approached everything with a positive attitude. She lived her life teaching others the harmony between the heart's music and the brushstrokes of color. Her dream was that the viewer of her work would be elated at the sight of her creations and would have a sense of fulfillment... "an explosion that overwhelmed them at the beauty of it all."

In lieu of flowers the family sincerely requests donations be made to the American Cancer Society's "Relay For Life" of Pearland, TX or a charity of your choice.



## Board Members

### Officers

#### President

Kay Gordon  
(828) 206-0240  
kgordon@main.nc.us

#### 1st Vice President

Nancy Clausen  
(931) 761-3011  
winters830@gmail.com

#### 2nd Vice President / Publicity

Cindy Lidd  
(828) 367-4358  
Cynthia Lidd  
cindylidd@hotmail.com

#### Secretary

Marian Sinks  
(336) 202-3562  
bafgso@gmail.com

#### Treasurer

Susan Sinyai  
(828) 254-2154  
stKdoc1@charter.net

#### Immediate Past President

Beverly Kies  
(828) 699-2351  
beverlykies@bellsouth.net

### APS Board of Directors & Committee Chairpersons

#### Juried Exhibitions & Workshops

Karen Wylie  
(828) 385-1035  
karen@soapshed.com

#### Kate Thayer

(828) 698-7553  
kate.thayer@att.net

#### Membership & Communications

Kay Gordon  
(828) 206-0240  
kgordon@main.nc.us

#### Programs

Miriam Hughes  
(610) 389-0058  
misspooppa@gmail.com

#### Gallery / Non Juried Shows

Karen Chambers  
(828) 665-8538  
karenpaints@hotmail.com

#### Nancy Clausen

(919) 618-9054  
nancy@clausen.net

#### Hospitality

Sheryl Daniels  
(423) 232-1585  
stdaniels@embarqmail.com

#### Paint Out Locations

Susan Voorhees  
(828) 253-4628 or  
(828) 548-5500  
scvoorhees@earthlink.net

#### Library

Fran Greenberg  
(828) 225-9524  
francesgreenberg@netscape.net

#### Newsletter Editor / Publicity

Carol Morrow  
(828) 686-7549  
rudycaro@bellsouth.net

#### Website / Facebook Page

Karen Wylie  
(828) 385-1035  
karen@soapshed.com  
webmaster@appalachianpastelsociety.org

## Appalachian Pastel Society Membership Application

Name \_\_\_\_\_

Address \_\_\_\_\_

City \_\_\_\_\_ State \_\_\_\_ Zip \_\_\_\_\_

Telephone \_\_\_\_\_ Alt Telephone \_\_\_\_\_

E-mail \_\_\_\_\_ Website \_\_\_\_\_

Renewing member \_\_\_\_\_ New Member \_\_\_\_\_

Artist \_\_\_\_ Art Supporter \_\_\_\_

Committee Interests:

Exhibitions \_\_\_\_ Programs \_\_\_\_

Newsletter \_\_\_\_ Membership \_\_\_\_

Other \_\_\_\_\_

Hospitality \_\_\_\_ Clerical \_\_\_\_

Telephone \_\_\_\_ Workshops \_\_\_\_

Awards/Experience/Comments/(or, what are your expectations from APS):

\_\_\_\_\_  
\_\_\_\_\_

Please include a check made payable to "APS" in the amount of \$25 for membership for one year.  
APS membership year starts September 1st.

Send to: Kay Gordon  
APS Membership Chair  
2016 Upper Paw Paw Road  
Marshall, NC 28753

NEW ... you can now use your credit card or  
PayPal to pay for membership in APS ... use  
the following link...

More information: [www.appalachianpastelsociety.org](http://www.appalachianpastelsociety.org)  
Or contact Kay at: [kgordon@main.nc.us](mailto:kgordon@main.nc.us)