

## Letter from the President—Gary Rupp

**“Blessed are they who see beautiful things in humble places where other people see nothing”  
~ Pissarro**

Recently, I had the privilege of painting plein air with twenty-nine other artists for a week long paint out. What struck me was how we all shared the same objective of producing a painting a day, the same location, the same weather, the same pigments and yet no two paintings were alike. I watched how two or three artists would look at the same landscape and then create entirely different, yet completely recognizable places. Not only that, but how in looking at another artist’s painting, my view of that particular subject was now altered. I simply had not seen before what the other artist painted. Their work changed my view of the world.

*Continued on page 2*

## Letter from the President—Gary Rupp

So what do you do when you see someone else's work being successful? Do you change your style? Do you attempt to paint their way? Do you abandon your vision and say theirs is better? In the film **At Eternity's Gate**, which concentrates on the last year of van Gogh's life; it shows how much Vincent believed his art could bring change to the world. One of his sayings, "I am seeking, I am striving, I am in it with all my heart." permeates the film. In one scene, Vincent and Paul Gauguin are painting the same lady. They exhibit completely different approaches and styles with Gauguin reprimanding van Gogh for his technique and application of the paint. Vincent holds his own and stays with his own style. I tried to imagine what would the world have lost if, in that moment, van Gogh had quit and changed his painting style only to gain Gauguin's approval? A unique vision of the world would have been gone. And the world would now be a poorer place. To find your own vision, staying on your own path and growing into your own particular style is never easily done. There simply is not one formula that works for everyone. Many ingredients are needed.

Elizabeth Mowry has real wisdom in suggesting "learn from many, but then create your own way." I believe one of the most critical elements in this process is to put yourself in a place where other artists encourage, support and nurture this unique journey for you. I hope APS will always be known for providing that kind of environment for all its members. Come and journey with us in 2019!

*Gary*

Gary Rupp, APS President

P.S. Near the end of the film, Gauguin retracts his critique of van Gogh and declares Vincent's remarkable achievement in art.

### In this Issue

|                        |       |
|------------------------|-------|
| President 's Letter    | 1-2   |
| APS Program            | 3-4   |
| Direction to Meeting   | 4     |
| November Meeting Recap | 5-7   |
| Artist of the Month    | 8-9   |
| Field Trip Inspiration | 10    |
| Plein Air Update       | 11-12 |
| NC State Show          | 13    |
| Digital Image Tutorial | 14-15 |
| APS Social Media       | 16-17 |
| Member News            | 18    |
| IAPS Update            | 19    |
| Upcoming Workshops     | 20-22 |
| APS Calendar           | 23    |
| APS Library            | 24    |
| Your Own Website       | 25    |
| Board Members          | 26    |
| Membership Application | 27    |

\*\*\*\*\*

**The APS general meeting is scheduled every second Saturday of the month: Jan, Mar, May, July, Sept, Nov, from 10 am - 12 pm**

**Any interested in pastel are welcome.**

# Appalachian Pastel Society

## January 12, 2019 Meeting

### 10 a.m. – 12 noon

### Grace Community Church

### 495 Cardinal Road, Mills River, NC 28759

There is no fee to attend the event. [Open to the public]

## APS presents—Art Supply Swap & Sale and Instructor Presentations

Any and all types of arts and crafts supplies (not just pastels) that you don't want or no longer use can be brought to the tables. Declutter now, and find some great bargains to replenish your studio. Art supplies, paints, canvases, papers, beads, glass, tools, pencils, crayons, brushes, frames, glitter, clay - anything and everything to make art!

If you would like to participate as a vendor, please send a short list of the types of articles you would like to bring to Jan Jackson at the following email: [janujackson@Hotmail.com](mailto:janujackson@Hotmail.com).

This is only so we can plan for the number of tables and spaces and does not have to be a full or comprehensive list.

We have invited some commercial vendors as well, including Cheap Joes who has already confirmed their participation.

Sell the items outright, or trade with fellow APS members. Please price your items and be sure to bring change!



*The meeting will be cancelled in case of inclement weather. Any cancellations will be emailed to the members and posted on our Meet-Up site.*

<https://www.meetup.com/Asheville-Pastel-Artists-Meetup>



*Continued on page 4*



## *Art Supply Swap & Sale and Instructor Presentations*

*January is the perfect time to start your year out right, and what better way to brush up on your painting skills than taking advantage of professional instruction. This meeting, we will feature several of our own members who teach. They will give you a brief summary of the classes they offer, what you can expect to learn, plus any costs. Our members who teach are award-winning artists, so this is a good time to find that special instructor to help you develop your skills!*

### ***Presenting Instructors:***

*Susan Sinyai*

*Zoe Schumacher*

*Deborah Kidwell*

*Beverly Kies*

*Cathyann Burgess.*

*Terrelynn Dubreuil*



***Member Meeting and Instructor Presentations will take place first, then we will move into the Swap & Sale Event.***

***Be sure to email Jan Jackson ([janujackson@hotmail.com](mailto:janujackson@hotmail.com)) with your list of items you plan to sell so we can have enough tables available for display.***



### **DIRECTIONS TO APS MEETINGS AT GRACE COMMUNITY CHURCH**

495 Cardinal Road, Mills River, NC 28759

From I-26, take Exit 40 for the Asheville Airport. Drive 3.3 miles on NC-280W/Airport Rd. passing the Asheville Airport. Turn right on Cardinal Drive, between the Land Rover dealer and Grace Church (up on the hill). Turn left at the top of the drive into the church parking lot.

Go to the left side of the building to the green awning entrance. Refreshments will be served. Bring a friend!

# *November Meeting Recap-Linda Coulter*

Our last meeting held the attendees spellbound. Linda Coulter – with her energy and enthusiasm for teaching – enthralled a large group in the morning, as well as an afternoon workshop. She explained how she approached painting reflections, and presented a number of tools which were new to our membership.

Thank you, Linda, for an excellent demo and workshop!



*Continued on page 6*



# *November Meeting Recap-Linda Coulter*





## Painting Tools Used by Linda Coulter

### Thunderstorm Greys set from Mount Vision Pastels



*This set of 25 pastels captures the nuance of greys from warm to cool and has become a favorite of many plein air pastelists. Available directly from Mount Vision, or from Amazon or Dakota Pastels.*

### Eggplant V100 pastel from Terry Ludwig

*A go-to pastel stick for creating dark shadow areas. Available from Amazon, Cheap Joe's or Dakota Pastels.*



### Art Graf Water-soluble Graphite Blocks

*Unique tool for creating darks for underpaintings. Simply apply to your painting ground and apply water. Offered in a wide range of colors, both individually and in sets. Available from Cheap Joe's, Dick Blick or Jerry's Artarama.*



### Web Site Resources:

Cheap Joe's [www.cheapjoes.com](http://www.cheapjoes.com)  
 Jerry's [www.jerrysartarama.com](http://www.jerrysartarama.com)  
 Mount Vision [www.mountvisionpastels.com](http://www.mountvisionpastels.com)

Dakota Pastels [www.dakotapastels.com](http://www.dakotapastels.com)  
 Amazon [www.amazon.com](http://www.amazon.com)  
 Dick Blick [www.dickblick.com](http://www.dickblick.com)

## *Artist of the Month —Kathy Jones*

### ***Pastel Immersion***

- By Kathy Jones


If I were to describe myself, I would say Wife, Mom, Yogi, (sometimes successful) gardener, animal lover, tree hugger, and hopefully, an aspiring pastel artist!

I just began immersing myself in pastels only a year ago. I never would have thought that I'd choose it as my favorite medium. Through high school and college, any pastel work I ever attempted resulted in.....mud!!! That is, until I took an intro course from Deborah Kidwell in Brevard. That short class was radically transformative - I was so excited! I began looking for more courses in this region and found Beverly Kies. Through these two ladies, I've learned so much about technique and vibrant COLOR!! (And hopefully, I haven't made too much of a pest of myself!!) I'm also expanding outwardly for more lessons, through the internet, books, videos, workshops : anything I can get my hands on!

This isn't my first experience with art, though. I majored in Interior Design in college, which requires a majority of fine art courses. I also had an ongoing passion with stained glass and designed windows for a Stained Glass business in Overland Park, Kansas.

I was raised in Eastern NC, the third of four daughters in a Methodist household. Like most children, the sermons on Sunday mornings were boring to me, but I didn't mind because I was transfixed by the beautiful stained glass windows in our church. I loved the way the sun transformed the colors in the sanctuary as it would shine through the ancient glass. This was the beginning of my understanding of the play of light, shade, beauty, spirituality.

After moving many times around and out of the country with job transfers, I have settled in Brevard with my husband, David. I teach yoga in a number of venues, one being a residential treatment facility for young women with eating disorders. I try to instill in them the importance of being in the present moment, observation (inwardly and outwardly), compassion towards themselves and others, seeing beauty in simple things, and seeing themselves as the miracle that they are. I also began teaching a creativity course to give them a chance to explore and to feel empowered. Our art explorations have included book binding, mandala designing, altered books, print making, and creating wind chimes, to name a few.





**High Meadow** by Kathy Jones

*Continued on page 9*



## *Artist of the Month —Kathy Jones*



For me, the combination of my interests intertwine and compliment each other. Yoga has taught me how to breathe, to observe fully, to see challenges in my life as teachers, to be still, to be fully present. Through non-judgement, it is OK to experiment, explore, make mistakes. This is how we open ourselves up to learn and evolve.

I feel like my Pastel work will continue to change and become more loose, more intuitive.....more painterly!

What I want to accomplish in my artwork is not just to show a picture of what is in front of me, but to portray the emotion that it evokes in me and also my viewer. Figuring out how to get that feeling across - through color, texture, flow and balance - is the puzzle that each painting is to me. It is so challenging and soooooo FUN (OK, maybe a little addictive, too)!!

I have met a lot of wonderful people here at the APS. Everyone has been very friendly and supportive and I have learned so much! I'm very grateful to be in the midst of individuals with such extraordinary talent. Thank you for welcoming me!!

## *Birds of Prey Field Trip Inspires Members to Paint*

A group of outdoor enthusiasts from APS recently visited Wild for Life, a rehabilitation center for regional wildlife, to learn more about birds of prey and the goals of rehabilitation. There were several opportunities to observe and photograph the permanently injured “resident” owls and hawks for future paintings.



**Great Horned Owl** by Kay Gordon  
*From Palm Beach Country Zoo*



**Soco** by Meryl Meyer  
*Inspired by namesake barred owl at  
Wild for Life Wildlife Refuge*



**Winds of Change** by Anne Allen

*Pastel painting, “Winds of Change,” was inspired by an APS field visit to Wild for Life. Anne’s love of the Southwest was reflected in her image of an owl in flight. The painting was accepted in a juried art show, “Small Works /Big Heart,” presented by CANVAS ArtSpace in Hendersonville through December, 2018.*



## *Plein Air Updates*

We are into the colder months, where many will not be out painting in cold and muck. However, it is a great time for everyone to get experience painting the wonderful colors found in snow!

If you have suggestions for Plein Air excursions for the coming year, please share these with Gary Rupp and Nancy Clausen. When considering locations, keep in mind parking and accessibility, and close proximity of bathroom facilities. Having a casual dining establishment within a short driving distance is icing on the cake. What better way to build comradery with fellow artists than sharing a great meal together after a morning of painting!

### **New Plein Air Easel from Strada Easel – The Strada Mark II**



The folks at Strada Easel have introduced a new easel which allows artists to paint larger either in the studio or in plein air.

The easel consists of a flexible mast, which attaches directly to a tripod (theirs or your own). The mast can accommodate a canvas or panel up to 30” in either direction. The Mark II paint tray has retractable arms which allow the tray to fit over the legs of the tripod. This set up can allow for painting large in the field, yet is extremely lightweight (less than 5 pounds) and portable. While these products lean toward the pricy side, they are really durable and will last for years of painting pleasure.

Mark II Easel Mast and its Components



Mark II Easel Painting Tray



Set-up video at this Youtube Link. Paste into your browser:

<https://www.youtube.com/watch?v=aUD9RQ4CTCE>

## *Plein Air Updates*

### **Additional Regional Plein Air Opportunities**

APS Member Don Osterberg regularly paints with other plein air groups in North Carolina. Great opportunity to meet other artists, as well as paint in locations where we may not have access. Each group has membership requirements and dues, which are reasonable. Visit their websites for event location and timings as well as additional membership information. Thank you, Don, for sharing this information!



Contact: Administrator Scott Boyle  
www.ncpap.org

Email - [scottboyleart@gmail.com](mailto:scottboyleart@gmail.com)



Contact: Administrator Brennen McElhaney  
www.wncpap.com

[art@wncpap.com](mailto:art@wncpap.com)

(828) 684-3448



## **ASHEVILLE URBAN LANDSCAPE PAINTERS**

Contact: Administrator Sue Dolamore  
www.ashevilleurban.com

[suedolamore@aol.com](mailto:suedolamore@aol.com)



## *NC Statewide Exhibition and Workshop Update*

### **The 2019 North Carolina Statewide Exhibition**

*On Common Ground: From the Mountains to the Sea*

#### **Lyn Asselta WORKSHOP IS**

**FULL!**

**A WAIT LIST is being started for  
Lyn's 4-day Plein Air workshop**

**Hickory, NC**

**April 30 – May 3, 2019**

Information & Registration...

[appalachianpastelsociety.org](http://appalachianpastelsociety.org)



*The Last Gasp 16x16*

"A painting should speak to your soul"

\*

### **Statewide Exhibition ONLINE Entry on CaFE**

<http://www.callforentry.org/>

Entries open... **January 15, 2019**

Deadline ..... March 15, 2019

The Prospectus is available *NOW* on the Appalachian Pastel Society website... [appalachianpastelsociety.org](http://appalachianpastelsociety.org)

## Tutorial: Understanding Digital Images Part 1

### Digital Images ... and Terminology To Better Understand Them

Several people were asking for help to better understand digital images. So, in the next few newsletters, I will explain digital images, provide terminology and help you learn the basics so you can know how to size images for your competition submissions.

This first tutorial is to explain three key pieces of information about a digital image. They are PIXEL, RESOLUTION, and IMAGE COMPRESSION.

What is a Digital Image Anyway? Why do I care about the size?

DIGITAL IMAGES are electronic snapshots taken of a scene or scanned from documents, such as photographs, manuscripts, printed texts, and artwork. The digital image is sampled and mapped as a grid of dots or picture elements (pixels). Each dot – or PIXEL- is assigned a tonal value, such as white, black, shade of gray or color. These PIXELS provide the information that creates the image you see. And important to remember, an individual PIXEL can only be a single color. Digital image dimensions are ALWAYS listed in pixels, such as 680 x 1072. These are arbitrary dimension numbers; they can vary depending on the digital image file.

Definition:

A PIXEL (short for picture element) is a **single point** in a picture. On the monitor of a computer, a pixel is usually a square. Every pixel has a color (a SINGLE color) and all the pixels together form the picture. PPI stands for pixels per inch. When listed as shown below, i.e. 25 x 15 ppi for the eye, these are called the pixel dimensions of the image.

Shown simply by  
this letter "H" ...

10 x 11 ppi

|   |   |   |   |   |   |   |   |   |   |   |
|---|---|---|---|---|---|---|---|---|---|---|
| 1 | 1 | 1 | 1 | 1 | 1 | 1 | 1 | 1 | 1 | 1 |
| 1 | 0 | 0 | 0 | 1 | 1 | 0 | 0 | 0 | 1 | 1 |
| 1 | 1 | 0 | 1 | 1 | 1 | 1 | 0 | 1 | 1 | 1 |
| 1 | 1 | 0 | 1 | 1 | 1 | 1 | 0 | 1 | 1 | 1 |
| 1 | 1 | 0 | 1 | 1 | 1 | 1 | 0 | 1 | 1 | 1 |
| 1 | 1 | 0 | 0 | 0 | 0 | 0 | 0 | 1 | 1 | 1 |
| 1 | 1 | 0 | 1 | 1 | 1 | 1 | 0 | 1 | 1 | 1 |
| 1 | 1 | 0 | 1 | 1 | 1 | 1 | 0 | 1 | 1 | 1 |
| 1 | 1 | 0 | 1 | 1 | 1 | 1 | 0 | 1 | 1 | 1 |
| 1 | 0 | 0 | 0 | 1 | 1 | 0 | 0 | 0 | 1 | 1 |
| 1 | 1 | 1 | 1 | 1 | 1 | 1 | 1 | 1 | 1 | 1 |



Greater detail in this zoom out image of an eye

25 x 15 ppi

The more PIXELS you have, the greater the RESOLUTION of the image.

*Continued on page 15*




## *Tutorial: Understanding Digital Images Part 1*

### **Digital Images ... and Terminology To Better Understand Them**

Definition:

RESOLUTION is the detail an image holds. Higher RESOLUTION means more image detail. A good example of resolution is shown below. Each set of numbers above each image is the number of pixels wide x pixels high. As you can see, the more pixels you have, the greater the resolution of the actual image, in this case the letter "R".



The greater the resolution (meaning more pixels), the larger the image file size will be.

This is important to consider because very large image files are difficult to transmit electronically (by email or text, etc.).

Definition:

IMAGE COMPRESSION is the process of encoding or converting an image file in such a way that it consumes less space than the original file. This is done to make storage easier, reduce overall file size for the end use document, and to make the file easy to transmit electronically. The type of compression technique used can reduce the size of an image file without affecting or degrading its quality to a greater extent. Some software programs – i.e. Powerpoint – have a simple version of a compression tool built into it. There are also specialized software programs to manage compression (Photoshop).

These three factors – PIXELS, RESOLUTION, and IMAGE COMPRESSSION – are the basics of a digital image. They are important to us artists as we often must transmit an image electronically to enter our work in a show. Show entry submission tools frequently have file size limitations, therefore we must often resize our file to fit the limitations of the submission system. Most frequently, we don't need the highest resolution image file because we are not submitting the file for publication in some form of print media. Simply stated, a smaller file will do.

For now, I will let you digest this information. At a future meeting, I will show you how to resize your files without eroding image quality.

- by Susan Griffis

Sources: [presentationtutorial.library.cornell.edu](http://presentationtutorial.library.cornell.edu), [wikiHow Graphics](http://wikiHow.com)

## APS in Social Media

### Enhancing our APS Experience

by Christine Robinson



The beauty of having a group like ours is getting together with others who share a common love—art, and pastels specifically. What a wonderful thing to be able to do. Our goal as a society is to share, educate, and in some cases introduce others to the medium of pastels.

But how do people find us?

One of the best ways today is through social media, on the internet, which opens us up to the world, and opens the world up to us. Even if you are not currently on social media you might want to read this to see what it offers to artists and art enthusiasts alike.

As the new Social Media Coordinator I am really excited with what is happening for our society on both Facebook and Meetup. We are reaching people of all ages who are interested in pastels and art.

The screenshot shows the Facebook page for the Appalachian Pastel Society. The page header includes the name 'Appalachian Pastel Society' and the profile picture. The main content area features a post with a video of a woman painting. The post has 309 people reached and 292 engagements. The page also includes a 'Page Tips' section and a 'Community' section.

We have recently started to post pastel tutorials and other fun things of interest, in addition to news of our members and events, on our Facebook site. The response to these changes has been incredible. One of the best responses we've had was to the posts with Linda Coulter.

We have nearly 400 people who have “liked” our page. If you are not currently following our Facebook page you might want to check it out at: <https://www.facebook.com/appalachianpastelsociety/>.

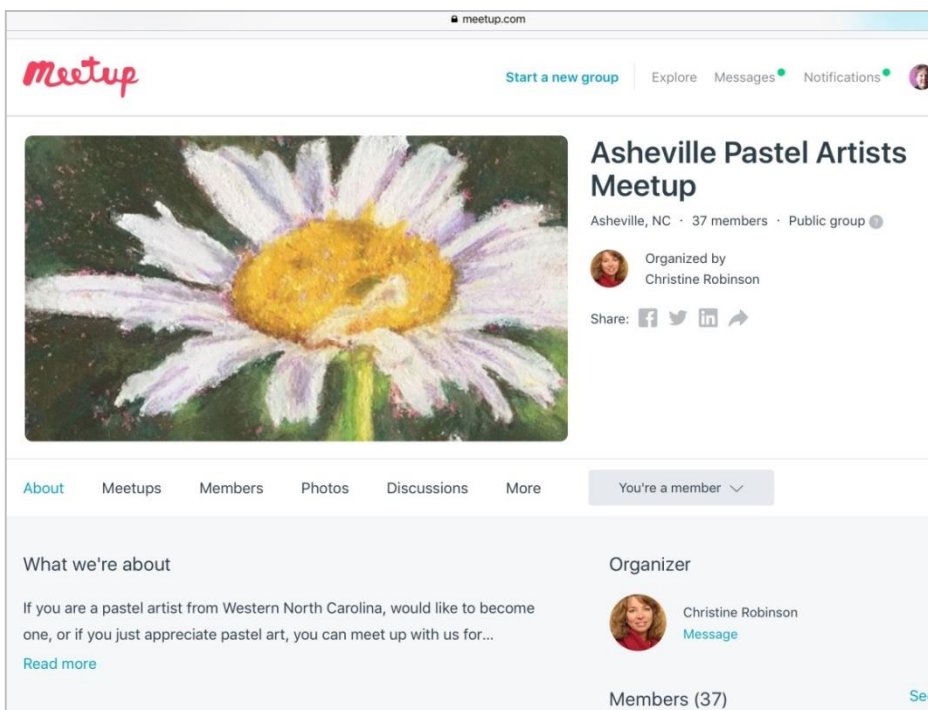
## *APS in Social Media*

One of my favorite things about Facebook, is the opportunity to interact with and learn from others in a very friendly forum—much like our meetings except online. I have personally gained so much more confidence from the amazing responses I get on my art posts, both on my personal page and on other pastel or art pages. Many of the more famous pastel instructors have their own pages, but so do sites like Monet Cafe, How To Pastel, Southeastern Pastel Society, Pastel Painting Lesson with Marla Baggetta, etc. Each one allows people to share their work and get critiques or tips from others, if desired. These are closed groups so it is all private.

The other really exciting piece of our outreach puzzle is that we now have our own page on Meetup. What is Meetup? Great question. Meetup is an online site where people young and old meet others with common interests, and it's a way to also get together to share your interests. For instance, in Asheville we have Meetup groups for artists, plein air painting groups, hikers, beer aficionados, spiritual groups, musicians, etc. Each posts upcoming events or items of interest to their site.

We only just started our Asheville Pastel Artists Meetup site and already have 32 new members, before we even announced it to the general membership of our society. And, we had a wonderful lady attend our November meeting, all the way from Rutherfordton, who found us on Meetup. So even though we are listed at the Asheville Pastel Artists Meetup we are getting responses from all of Western North Carolina and the surrounding states. Sweet!

To check out our Meetup site go to: <https://www.meetup.com/Asheville-Pastel-Artists-Meetup/>  
Hope to see you online real soon!



Joining Meet-up is easy!

1. Go to [www.meetup.com](http://www.meetup.com).
2. Click on the sign up button in the middle of the page.
3. Select sign-up with email and follow the on-screen prompts to complete your application.
4. Select the topics that interest you to find groups doing these things.
5. Choose the groups you want to be part of.
6. Our group is: Asheville Pastel Artists Meetup
7. Please register as a member so our group grows!



# News of APS Members

## APS Member Winners at the Art League of Henderson County Fall Member Show



At the recently concluded Fall Member Show of the **Art League of Henderson County**, Alec Hall's pastel, **"We Have Liftoff"**, received the Viewer's Choice Award and the Mary Robinson Memorial Award for Best Pastel.

Other APS members receiving awards at the show were: Darlyne Hayes, Second Place, Non-Professional, for her pastel, **"Natalie"**. As selected by juror Cathyann Burgess., the award included a certificate of merit and a \$75 prize donated by Canvas ArtSpace in Hendersonville.

Al Junek, received Second Place, Professional, for his watercolor painting, **"Two in Tow"**.

Al Junek also received a Third Place award in the recent Tryon Painters and Sculptors annual juried show for his watercolor painting, **"Early Morning Sunrise"**.



**"We Have Liftoff"** by Alec Hall



**"Natalie"** by Darlene Hayes

**"Two in Tow"** by Al Junek

## *IAPS 2019 Convention Preview*

### **Welcome to the IAPS Thirteenth Biennial Convention!**

*Attention All Pastel Artists!*

THE BIGGEST PASTEL PARTY ON THE PLANET...

...is back for its Thirteenth Convention next June in historic  
Old Town Albuquerque, New Mexico

CONVENTION DATES: TUESDAY, June 4 through SUNDAY, June 9, 2019

CONVENTION REGISTRATION NOW OPEN!

Hotel Albuquerque Reservations opened October 22 . Call for your reservation  
today to

Visit the Convention Web Site for a Complete listing of all Classes and Events:

[http://www.iapspastel.org/convention\\_welcome.php](http://www.iapspastel.org/convention_welcome.php)



The IAPS Thirteenth Biennial Convention  
Hotel is the Hotel Albuquerque at Old Town  
Albuquerque, New Mexico.

All activities will be held at the main floor  
Convention Center .



### ***IAPS Roommate Wanted!***

New member Lori Schaffert is attending IAPS and is hoping to find a roommate  
to share accommodations. Please contact her if you are interested at:  
loriartist59@gmail.com.



## *Upcoming Workshops & Classes*

Beverly Kies, APS Member, will be teaching pastel classes through Blue Ridge Community College, starting the end of January. The classes run for six weeks, then start up again in late March.

January 28-March 4th - Monday - 1-4 p.m.- Henderson County Athletics Activities Center Room 106 - \$70 - Beginners and Intermediate

January 30-March 6th - Wednesday (Intermediate Pastel) - 1-4 - \$75 - Henderson County Athletic Center Room 106

February 1-March 8th - Friday - 10-1 p.m.- \$70 -Transylvania County Campus Brevard - Beginners and Intermediate

Enjoy learning the creative powers of pastel. You will learn to translate what you see into what you paint, through palette selection, use of certain materials, picking correct values (colors), composition, plus blending and layering of color. A supply list will be provided. First class is mandatory for beginning or new students.

To register online go to [blueridge.edu/ceregister](http://blueridge.edu/ceregister) - click register online.

Or call Paula at BRCC at 828-694-1742 to register by phone.

Check out Beverly's website at <http://www.beverlykies.com>. Or call her directly with questions at 828-699-2351.

Beverly will also be offering a one day workshop at Canvas Gallery and Studio on January 26th, from 9-4. This is a great opportunity for people who can't commit to 6-8 weeks of instruction. Materials will be provided in this workshop for beginners. Call Canvas Gallery to register - 828-577-4590.



**Falling Water** by Beverly Kies



**From Generation to Generation** by Beverly Kies



## *Upcoming Workshops & Classes*

"Adventures in Pastel" - an experimental pastel/ mixed media class at the John C. Campbell Folk School, in Brasstown, NC. Taught by APS Member Zoe Schumaker, the class runs from January 27 - February 2, 2019 . The cost is \$630 plus room and board.

The class will explore the beauty and versatility of pastel in combination with other media such as charcoal, water-soluble oil paint, watercolor, and ink. Using simple subjects, we will incorporate pattern, texture, and abstraction to enliven our compositions and create unique personal interpretations.

Spaces are still available for this class. Make your plans to visit the school in winter and take this special class with Zoe.

For more information on the class, contact Zoe at [pastelsbyzoe@gmail.com](mailto:pastelsbyzoe@gmail.com). For more information on the Folk School experience, including lodging options and campus activities, visit [www.folkschool.org](http://www.folkschool.org).



**Osprey Rising** by Zoe Schumaker

## *Upcoming Workshops & Classes*

Imagine ...

### **PAINTING IN FRANCE**

May / June 2019 - Your choice of 2 trips!

My Art Trip hosted by Sue Ann Hum

9 artists maximum per trip

Both trips are almost full - book soon!

Details and registration at: [www.MyArtTrip.com](http://www.MyArtTrip.com)

\*\*\*

### **Monet Immersion May 9 -19 - Giverny and Paris**

Instructor Susan Rubin teaching drawing, perspective, editing,

Monet's Palette & more

Private access to paint up to 20 hours in Monet's Gardens

(while gardens are closed)

10 nights beginning at \$3900

\*\*\*

### **Van Gogh Immersion May 23 - June 5 - Auvers-Sur-Oise and Provence**

Instructor Dena Peterson teaches Plein air & Vincent's techniques

(Dena was an artist/ animator on the film *LOVING VINCENT*)

My Art Trip takes you to villages where Vincent lived and worked. Paris day trip included.

13 nights beginning at \$4875



## APS Calendar

### “Big Little Paintings”

October 4-30

A non-juried pastel show featuring original small works by APS artists.

Show hosted by:  
BlackBird Frame & Art, Asheville, NC.  
365 Merrimon Avenue  
Asheville NC 28801



**BLACKBIRD**  
**FRAME & ART**

Online entries accepted beginning May 15, 2019. Entry fee: \$10

New for 2019: Benefactor for the pastel show is “Open Hearts,” a non-profit organization serving individuals with developmental, physical and emotional disabilities.

Watch the newsletter and your email for future show information.

---

### Future Meeting Schedules

Mark your calendars for the upcoming meetings and workshops. All planned guest artists have unique skills to share with you. Check their websites for further information. Workshop registration dates will be announced as they become available. Don't miss out!

**MARCH**

March 9, 2019  
**Derrick Tickle**  
Demo and Workshop

Asheville's Own!  
Decorative and restorative  
artist who worked on  
multiple Biltmore projects..

**MAY**

May 11, 2019  
**Susan Mayfield**  
Demo and Workshop

Specializes in both pastels  
and oils. Her works interpret  
wilderness scenery.  
[www.susanmayfield.net](http://www.susanmayfield.net)


**JULY**

July 13, 2019  
**Laura Pollack**  
Demo and Workshop

Subjects range from  
landscapes and garden  
scenes to playful abstracts.  
[www.laurapollack.com](http://www.laurapollack.com)



## *From the APS Library*



### **Pastel Innovations**

*50+ Creative Techniques and Exercises for Painting with Pastels*  
by Dawn Emerson

Pastel Painting Techniques That Are Revolutionary, Fun and Easy!

Designed for beginners considering using pastel for the first time, for experienced artists who may feel uninspired, and for anyone in between, the skills you will gain with Pastel Innovations, will help you build confidence and open your world so you can paint what CAN BE, not just what you THINK it is.

Explore the unique joys of pastel painting with:

- An exploration of the basics: You'll expand your artist's vocabulary learning to use the elements and fundamentals of design to create beautiful, balanced paintings.
- 20 simple exercises build off each other and help you grow as an artist, little by little, building confidence.
- 40+ innovative pastel painting techniques: Feel inspired as you learn new approaches to using pastel to build up and reveal layers, incorporate monotypes as underpaintings, create texture that cannot be duplicated by drawing or painting, and more.
- Thoughtful self critique: Questions, approaches and checklists that will result in better art, while at the same time making you a better artist.

Leave your expectations behind and engage in the process of pastel painting with a newfound freedom to play and explore!

***APS requests a \$5 DEPOSIT for each checked-out item. The deposit will be refunded when the items are returned to the Librarian.***

Rental time: 2 months -from one meeting to the next. APS Membership required.

## *Inspirational Quote*

“

He who works with his hands  
is a laborer.

He who works with his hands  
and his head is a craftsman.

He who works with his hands and his  
head and his heart is a artist.

- St. Francis of Assisi

”

- *Submitted by Chris Robinson*

## *Your Own Webpage for only \$30*

Did you know that as an APS member, you can have your own webpage on the APS Website?

For only \$30 (one-time charge...no yearly fee), you can have a page that will link from your name in the Membership List. If you already have your own website, we can put a link on this page that will direct people to your website.

Updates to this page can be made for \$15...but otherwise there is no additional charge.

For details...and to see pages already in place, go to the APS website ([www.appalachianpastelsociety.org](http://www.appalachianpastelsociety.org)), and click on the “Member Directory and Gallery” tab at the top of any page.

Information about how to have your own page is above the membership list.

If you have questions, contact the APS Webmaster...

Kay Gordon, APS Webmaster, [kgordon@main.nc.us](mailto:kgordon@main.nc.us), 828.206.0240

## *APS Officers and Board Members*

### **OFFICERS:**

**President:** Gary Rupp, garyruppart@gmail.com

**Vice President:** Will Evans, pineconelodge@gmail.com

**Secretary:** Darlyne Hayes, hayes\_darlyne@yahoo.com

**Treasurer:** Alec Hall, alechall801@gmail.com

**Immediate Past President:** Sparky Nelson, sparkynelsonpaints@gmail.com

### **BOARD OF DIRECTORS:**

2019 NC Statewide Show: Kay Gordon , kgordon@main.nc.us  
Nancy Clausen, nancy@clauseninstrument.com

2018 APS Member Show: Kay Gordon, kgordon@main.nc.us  
Alec Hall, alechall801@gmail.com

Ad Hoc Board Member: Zoe Schumaker, zoe\_schumaker@yahoo.com

Membership: and Communications: Bobbie Kelsten, appalachianpastelsociety@gmail.com

Programs: Robbins Richardson robbinsrichardson@gmail.com  
Jan Jackson janujackson@hotmail.com

Publicity Coordinator: Jane Voyles, joyles121618@gmail.com

Non-juried Shows: Anne Allen, annekallen@gmail.com

Nominating: Judy Harron, abharron@live.com

Hospitality: Sheryl Daniels, stdaniels@embarqmail.com

Paint Outs: Gary Rupp, garyruppart@gmail.com  
Nancy Clausen, nancy@clauseninstrument.com

Library: Anne Allen, annekallen@gmail.com

Newsletter: Susan Griffis, griffis.susan@gmail.com

Social Media: Chris Robinson, harpnhu@charter.net

Website: Kay Gordon, kgordon@main.nc.us



**Appalachian Pastel Society  
Membership Application**

**DATE** \_\_\_\_\_

**Name** \_\_\_\_\_

**Address** \_\_\_\_\_

**City** \_\_\_\_\_ **State** \_\_\_\_\_ **Zip** \_\_\_\_\_

**Telephone** \_\_\_\_\_ **Alt Telephone** \_\_\_\_\_

**E-Mail** \_\_\_\_\_ **Website** \_\_\_\_\_

**Renewing Member** \_\_\_\_\_ **New Member** \_\_\_\_\_

**Artist** \_\_\_\_\_ **Art Supporter** \_\_\_\_\_

**Committee Interests (How you can help):**

**Exhibitions** \_\_\_\_\_ **Programs** \_\_\_\_\_ **Hospitality** \_\_\_\_\_ **Telephone** \_\_\_\_\_ **Newsletter** \_\_\_\_\_

**Website** \_\_\_\_\_ **Membership** \_\_\_\_\_ **Clerical** \_\_\_\_\_ **Workshops** \_\_\_\_\_ **Other** \_\_\_\_\_

**Awards/Experience/Comments:**

\_\_\_\_\_  
\_\_\_\_\_

**Skills: (Media/Teaching/Computer/Photography/Clerical/Organization/Leadership/other)**

\_\_\_\_\_  
\_\_\_\_\_

**What are your expectations of APS? (How can we best serve our membership?)**

\_\_\_\_\_

**How did you learn about APS? Newspaper** \_\_\_ **Magazine** \_\_\_ **Web** \_\_\_ **Friend** \_\_\_ **Other** \_\_\_\_\_

**Please include a check made payable to “APS” in the amount of \$25 for membership for one year. You can also submit a digital form and pay with PayPal or credit card on our website, [www.appalachianpastelsociety.org](http://www.appalachianpastelsociety.org) If you don’t submit a digital form, please print and mail this form. Thank you!**

**\*\*\* NEW... APS membership year starts January 1st \*\*\***

**Send to: Bobbie Kelsten, Membership Chair, 10 Flaxen Ln., Asheville, NC 28803**

**More information: contact Bobbie at: [appalachianpastelsociety@gmail.com](mailto:appalachianpastelsociety@gmail.com) (828) 274-3578**