

The following 29 artists, who are members of the Appalachian Pastel Society, participated in this virtual group activity while “Sheltering-in-Place” at their homes. The artwork they created is shared here. Hugs and best wishes to all until we can meet together safely.

APS Adventures in Pastel...Adventure AAAA3 “By the Ole Mill Stream”

Welcome to our third of six challenges for Series AAAA! We often find ourselves looking for or simply remembering times we spent next to water. Be that a stream, river, ocean, waterfalls, lake or tidal salt marsh. In those places where the earth meets water, there is a mysterious pull in us to that ever-changing environment. Think for a moment about what setting of water meeting earth is etched in your soul.

Step 1: Select a location that sparks a joyful or wonder-filled memory of water touching earth. Ask yourself what makes this memory so powerful? What did you see and feel in that special place?

Step 2: Take time to focus on the essence of that scene. Edit out any visual noise. Ask yourself what is most necessary to tell the story of your experience? Is it the forms, the colors, or the mist that shrouds and blurs the details? (For inspiration, see the illustrations below).

Step 3: Paint the scene that has come to your mind. This painting can be realistic, impressionistic, or abstract. How you create the narrative is completely up to you.

Step 4: Take a photo of your painting and send it along with any comments you would like to add about your experience in doing this challenge. Does your painting communicate what you felt in seeing the earth and water meet?

Step 5: Send a photo of your artwork **with the title, size and remarks** to Kay Gordon (jkaygordon364@gmail.com) by March 23rd at 6:00PM.

Step 6: Remember, this deadline is firm and nothing can be posted that is received after **6:00PM on March 23rd**. PLEASE NOTE: Your painting does not need to be in its finished form. This adventure is to encourage everyone to explore new ideas; experiment with new methods and share your experience with others as we all learn together!

ON YOUR MARK; GET SET; GO PAINT THAT OLE MILL STREAM!

Anne Allen, Hendersonville

Take Me With You
9 x 13



Point Lobos State Natural Reserve, Carmel-by-the-Sea, CA

Memories of vacations linger, so often each one imprinted in the mind to rekindle and inspire years later.

I travelled with my three siblings from Laguna Beach, CA, to Sequim, Northeast WA in July, 2021. My adventure of a lifetime included the California coastline, wine country, great stands of Redwood trees, sand dunes and boulders scattered along the beaches of Oregon, the magnificent Olympic Peninsula in Washington, and lavender farms in Sequim, WA. One quiet morning found us hiking along the coastline in Point Lobos State Natural Reserve.

This is my memory of a cypress leaning above rocks that tumbled in and out of brilliant pools of turquoise water. My recorder that day was what I saw, my photographs, my siblings, and what I remembered of the sky touching the sea and it's rocky terrain on land. This pastel painting captures what I felt about that day. Calm beauty. I have many images to combine, awake in the vivid memory, and inspire new pastel paintings.

Blue Earth, Diane Townsend, and Terry Ludwig pastels on a 400- grit UART sanded surface

Kathy Amspacher, Hendersonville

Here's the "water" meets "something" painting.

I love any kind of water scene. I was always intrigued by the shadows of the bald cyprus knees along the Waccamaw River in Pawleys Island area of South Carolina. The place the knee and tree meets the water is very mysterious because the shadow is impacted by the movement of the water. Whether this was from a boat wake, the wind, or the tide flow or ebb, it always had a beauty to it.



This painting is not done. I did it today with dilated pupils from an eye Dr. appt. I felt like Monet (well sort of) during his later years of poor eyesight.

This was fun and thank you to you and the team again.

Hazy Knees
9 x 12
Canson
nonsanded paper

Graphite, hard
pastels and
assorted soft




Jane Best, Morganton

Morning Glory 1

9 x 12

Pastelcard



Above-Early morning on Lake of the Woods, Ontario. This quiet cove was my favorite place to go for fishing, photographing wildlife, or simply meditating and savoring the beauty of nature.

Below- I had so much fun painting the first one I decided to try it again.



Morning Glory 2

12 x 16


Pastelmat

Beryl Bradley, Brevard, NC

Peaceful River

12 x 9

blue sanded paper



I love seeing the river in the forest- one day a small, gentle, calm stream and another day wide raging, furious water. Either way it's beautiful to me.

This day was calm and quiet, a wonderful respite from the craziness that's happening in the world today.


Wishing peace to all!

Thanks for all you do to make these challenges happen!

Deborah Chase, Hendersonville

Archipelago

7.5 x 9.5



I remember how hot and humid it was here and the natural raw beauty of the place.

Nancy Clausen, Swannanoa, NC

...on Kitty Wallis warm Belgium Mist paper. I used Faber Castell hard pastels and pencils. I also used some Diane Townsend Damp Earth and some Girault soft pastels.

Growing up we lived in the city so I was not near any streams or rivers. I enjoy being able to walk by the Swannanoa River in Owen Park now. It is ever changing. Sometimes it rushes by with white water and other times is very calm and you can see the bottom. I remember one day being treated to a beautiful Blue Heron flying up the river. Not a usual site.

I still have some work to do on it.

Walking by the River

9 x 12



Diane de Grasse, Black Mountain

Webb Cove, Stonington

9 x 12



Thanks as always for a good challenge.

I'd just returned from Florida and thought of painting my happiest moments of me there in a pool. Maybe next time.

So I looked through 12 year-old photos of my years in Stonington, ME, and pulled out this view from the top of the old granite quarry near the house. The scene was always quiet and peaceful, a great place for picnics or meditation. Certainly an image for our current times.

Mix of hard and soft pastels on dark blue Art Spectrum paper

Jennifer Donolo, Burlington, ON, Canada

Lovebirds Fountain

10 x 8



Please find attached my submission for Adventure AAAA "By the Ole Mill Stream." Thank you so much for this challenge and to you and the Challenge Team for all your hard work on our behalf.

This fountain graces the pool at my parent's home. The soothing sound of the water trickling from its bowl makes me feel at peace, and the fountain is always a reminder of their love for each other.

Pastel on UART 400 mounted on Sintra panel

Faber-Castell soft pastels


Terrilynn Dubreuil, Asheville

At the Botanical Gardens, I love the little bridge as you head toward the left path that curves over the stream far below.

That stream has carved its way around roots and rocks for millennia.

MY challenge was to get the feeling of looking DOWN on the water. I did a number of iterations of this scene, and this "Ripple Down" is my favorite.

Ripple Down
12 x 9 UArt dark



Will Evans, Fairview

The Escape

8 x 10



On Lux Archival using a variety of hard (nupastel) and soft (primarily Terri Ludwig).

Title "The escape" shows the tidal Salt Marsh behind my house in Charleston.

It was a source of ever changing wonder, offering shrimp, blue crabs and spot tail bass, an aviary of egrets, blue heron, redwing blackbird, and a rare visit from the bald eagles nesting nearby.

A special place.

J Kay Gordon, Weaverville

I took the reference picture several years ago when we were watching the kayakers work the rapids on the San Juan River in Pagosa Springs, Colorado. This youngster was just one of several (supervised) who were exploring the water at the edge of the river. Still in a diaper, but I expect he (or she) has already taken a ride down the river with parents! ...won't be long!

I worked on burgundy Canson Mi-Tientes with a variety of pastel brands. I started with Cretacolor pastels to establish the figures and clothing...then filled the tooth of those areas with softer (Unison, Sennelier, Girault). I used a PanPastel underpainting for the water and rocks before adding a little detail with harder pastels and pastel pencils.

Kayak Pre-school 6 x 8



MaryAnn Grib, Gray, TN

Thought I'd get this out to you now because I'm not sure I'll have time before Wednesday.

I wouldn't call this completely finished but close enough. This is a 6x9 titled At the Waters Edge.



I used a reference photo from summer vacation in Myrtle Beach of my dear late husband who loved to sit in the beach surf.

I loved the muted almost monochromatic colors of the day which gave it a peaceful look but I had to add a subtle boost of color for added interest.

At the Water's Edge

9 x 6

Alec Hall, Hendersonville

October Surf, Lake Michigan

12 x 16

on UART 400 grit



I grew up on the Massachusetts coast, about 18 miles south of Boston. Some of my fondest memories are of the times that I spent at the beach either near my home or on Cape Cod.

When I moved to Michigan for my job, I bought a farm in Allegan that was less than 20 miles from Lake Michigan. We would visit the Lake Michigan shore at all times of the year and walk along the beach. Those walks would always remind me of my childhood... the sand, the waves, the breezes, and the joy of the place.

Happy painting!

Susan Harkins, Vilas, NC

I've spent most of my life living by the ocean and have many wonderful memories.

I love the way the ocean affects all of your senses. The warm sun, wind and salty smell, and the meditative sounds of the crashing waves and cry of gulls.

I included a person to hopefully show this connection.

I used UArt 400 paper, pan pastels for the sky, soft and hard pastels and pastel pencils for details.

Doing this painting brought me much joy and peace, and a strong desire to go to the beach... soon! (harder to do now that I live in the mountains)



Joyful Peace

8 x 11

Mona Hearne, Mathews, NC

4x7 Uart . Mostly Ludwig's .

I like marshes. Their attachment to earth and swimming in their spaces is like music, alive, a rhythm all their own.

My painting is from a photo a generous pastelist gave me during a Ludwig workshop we attended together in 2010.

I'm trying to develop a painterly approach



Rhythm

4 x 6

Kathy Hutchinson, Rutherfordton, NC



October Color at Cumberland Falls

11 x 14



This is a painting of Cumberland Falls in KY . 14x11 using a variety of pastels.

We visited in October 2020 during a full moon to see it's 'famous moonbow ' . A nighttime glow caused by a full moon reflecting on the mist created by the waterfall. It was beautiful but the daytime rainbow was much more spectacular.

I originally attempted this in a watercolor class but was way too aggressive with the color so I painted over the watercolor with clear gesso and planned another attempt this time with pastel... It's been waiting for time and opportunity.

Thanks for providing the opportunity!

Painted on watercolor paper with clear gesso over a watercolor underpainting.

Lynn Jackson, Brevard, NC

Fisherman 12 x 9



This was a young fisherman at Davidson River in Pisgah National Forest. It was so quiet and relaxing there.

I am blessed to live near the forest and enjoy its beauty.


I liked how the sunlight hit on the surface of the water making it sparkle with many colors.

Karen Knaub, Lake Lure

I love water, it has always been my happy place.

I love the ocean, rivers, lakes, streams, marsh, swamps, pools and puddles. I have so many fond memories of all these places.

We have a lake house and my Grandchildren are growing up spending their summers there. I taught them all how to kayak and we go out to explore and call it an "Adventure".



Going on an Adventure

14 x 11

Cindy Lidd, Lake Lure



Expedition
9 x 12

Attached is my painting "Expedition", on Uart paper 400, 9 x 12.

I grabbed a photo I took on the Biltmore grounds awhile back, near the French Broad. It was a sunny day with a lot of canoes on the water.

I enjoyed painting this one and I like the way it turned out.

Thanks for the challenge.

Regina Linton, Fletcher, NC

This was inspired by a photo I took on a trip to New Hampshire with my family this past fall. It holds special memories for me.

I enjoyed using so many colors in this painting. The rocks were challenging, I must say!

Thank you for another great inspiration!

Fall for New Hampshire
16 x 12



Margaret V Lyn-Soroken, Black Mountain

Sky and Earth

6 x 11



Title: sky and earth

Size: 6x11

Medium: Uart 320 with pastels



Chris McGraw, Asheville, NC

Folly Beach Sunset

12 x 16



It was a challenge to capture the vivid sunset, along with the color playing in the water and the dark beach.

Really enjoyed this one!

Meryl Meyer, Weaverville

Beach Dude

11 x 14 on Lux Archival Sanded paper



One of my favorite things to do is take a walk along the water's edge on a quiet beach in the early part of the day. We had this opportunity when my husband and I took a trip to Costa Rica about 6 years ago. The Ocean was very calm that day. I loved the feel of the cool water washing on my feet. I loved the sound of the waves washing up against the shore. Taking in the beachscape added to the peace and quiet. By the way, that is my husband in the painting holding his flip flops. I stopped to take a photo on our walk. He captured what I was feeling.

I used Lux Archival paper because it takes a watercolor wash very well. I did a watercolor underpainting because I am painting water. I painted a small watercolor study first which got me familiar with the paper and I changed the cropping. I did forget how abrasive the paper can be if you rub the pastels in with your fingers so I used a rag for some blending. The figure was quite a challenge as was the reflections in the water. This painting is not quite finished.

Thank you for this challenge.

Frankie Milhorn, Kingsport, TN

My Dad's father and Daddy's siblings built a shelter type "cabin" on a large lake in Alabama over several years. It was a place the entire family could go for reunions and vacations whenever they had time off work.

Each time anybody went, there was always work to be done on the cabin, but there was also good time for relaxation, swimming, fishing, eating, reading and playing games. There was no telephone or tv. The cabin never got finished. My grandfather died before it even got inhabitable, but my Dad and uncles finished it enough for us all to enjoy it enough.

My immediate family actually got to go use it every summer for our 2 week vacation for many years, where we met another aunt and uncle and their 3 girls. I will always have such fond memories of our days on the lake.



Lake Days
9 x 12

Melissa Noll, Charlotte, NC

9x12 on Sennelier paper . Nu pastels, Terry Ludwig, Diane Townsend pastels mostly



A Peaceful Spot

9 x 12

Andrea Stutesman, Black Mountain

Medium: Terry Ludwig, Richeson, and Unison pastels

In September, we took a trip to Maine. The coastline was beautiful. We stopped at a roadside to walk our dog and this was the view. I loved the colors and light effects on the rocks and the water.



What a View

16 x 29

Donna Tweedle, Leesburg, FL

This is a scene on the lake in Florida where I grew up. It's one of the larger lakes in Florida, Lake Harris. This part of the lake, is what we referred to as the boat basin. This is where we would swim and ski and boat from. I grew up in a neighborhood adjacent to this body of water

When I was growing up the water was so clear you could see the bottom, sadly now because of pollution it's barely navigable. The area was called Venetian Gardens and is made up of islands and foot bridges. There has been a tremendous amount of improvement and buildings around this basin, now known as Ski Beach totally. The Water Management is working on cleaning up the water. I now live on a canal that runs out to the lake.

This painting is 8x12 on a scrap of Wallis off white paper. A variety of pastels ,including Ludwig, Unison , and Caran D'Ache hard sticks.

Fun challenge!



Where the Lotus Grow

8 x 12



Ruth Whitaker, Newnan, GA



Frolicking in the Waves

6 x 4

This was painted from a photo of my granddaughter at Myrtle Beach.

We had gone for my birthday a few years ago. It was so special watching her play in the waves.

4x6 on Uart 400 paper with assorted soft pastels and pastel pencils.

Sawyer Bear Whitemiller, Cape Coral, FL

This APS Adventure was really fun! I had a little trouble with the reflection of the water in the river, but otherwise, had a great time painting this.

When my family and I travel, we stop at parks throughout our journey. This picture was taken when we stopped at Hampden River in Virginia; on our way to visit Maine in January of this year.

I first made lines with a ruler to identify the skyline and the horizon line. Then I painted the foreground and river. I then painted the rocks, the far beach, the sky, and then the woods. I finished the painting with the big, dead tree on the hill.

I always start the APS Adventure with a sketch and color study before I begin painting.

I can't wait to see what the next APS Adventure will be.



sketch



color study



Ol' Virginy River

12 x 13

Much appreciation to all who participated and shared their paintings and their memories!