

The following 28 artists, who are members of the Appalachian Pastel Society, participated in this virtual group activity. The artwork they created is shared here. Hugs and best wishes to all.

APS Adventures in Pastel C-3 “An Apple Painting a Day...”

Welcome to Adventure C-3. The Challenge this month will be to paint “A Painting a Day...” I can hear the groans out there! “I don’t have the time.” “I wouldn’t know what to paint.” “What’s the point?” Etc.,

Before you get judgmental about this topic, try Googling, “daily painting,” or even “daily pastel painting.” You will find many approaches to daily painting and will see examples of appropriate subjects. You will find challenge groups that share their small paintings with each other. You will find artists who create a small painting every day and sell it online.

For some, this is an opportunity to explore a new style or subject. For others the goal may be to improve a technique. Many use small paintings to develop a daily habit of spending time in their studios.

You will be asked to follow specific “rules,” but subjects, styles, color choices, etc. are entirely up to you. You will be painting five “daily” paintings. Because you will be limited to size and time spent, you will want to keep your subjects simple.

BEFORE THE FIRST DAY OF PAINTING: Cut 5 pieces of paper 5 x 7 or smaller. Search through photos (or objects) to assemble reference materials. Set out your pastels ...and, put a timer near your workspace.

This challenge isn’t about creating masterpieces. The goal is to reserve a regular time each day for your art.

EACH PAINTING DAY:

Choose one of the 5x7 pieces of paper. Choose one of the subjects/photos you have assembled.

Give some thought to how you will proceed. When you are ready to start, set your timer for 30 minutes...paint...stop when the timer goes off (or before, if you are done earlier).

Repeat daily for 5 days.

Take photos of your paintings and send them, along with your comments, to Kay Gordon (jkaygordon364@gmail.com) by **March 22nd** at 6 PM. Please include a **title and size** for each painting.

Remember, this deadline is firm and **nothing can be posted that is received after 6 PM on March 22nd**. Your paintings do not need to be in a finished form! The purpose is to spend time painting “together.” This means exploring and experimenting with new ideas and techniques using pastels and then sharing the results of our learning with each other in an online show.

GET READY... PAINT, PAINT, PAINT, PAINT and PAINT

Kathy Amspacher, Hendersonville

This was very freeing. I really needed an exercise to let go of results and enjoy process instead! Thank you! The greatest challenge was taking photos of all five. Can only imagine what kind of challenge this is presenting from all of us ☺ I picked my colors for one of the studies but found it too confining even with the ability to choose alternate colors. I like to wing it when I paint so I "see" all my choices and don't put blinders on my color decisions. When I started pastel and acrylics in the 80's it was very helpful to choose my color palette beforehand and recommend this for those who are new to pastel. All of these paintings are of local subjects I took photos of in Hendersonville and my yard. The Black Bear coffee shop on Main St. and the road to Etowah provide lots of interesting subjects. FUN!



Kathy at Black Bear



Etowah Barn



Bud in Black Bear



Sam the Groundhog



Crow

All are 7x5 except the barn (5x7)

Art spectrum sanded paper tinted mauve.

Soft pastels and some pastel pencils

Catharin Banta, Hendersonville

4x6

Uart

I thought this challenge was a great deal of fun! Not being that disciplined, I loved doing the small studies and completing a work. It forced me to really look at the object, and I tried to pay attention to the positive and negative spaces. I found I was excited about painting again, and I look forward to trying out many different ways of continuing the studies.

Thank you for the challenge.



Claire Benton, Riverview, FL

All are done on Fabriano Tiziano. I used a dark green and one (The Peppers is on a purple-ish sheet).

I obviously can't do basic math as evidenced by the various sizes. :)

Onion 6.25 x 4.25



Sky/Landscape 6.25 x 5.25



Peppers 6.25 x 4.50





Tomato 6.25 x 4.25



Sliced Onion 6.25 x 4.25



Jane Best, Morganton



This was a very interesting challenge and for me, the biggest challenge was to limit myself to 30 minutes per painting. I decided to mainly experiment and play with different color combinations on papers recycled from failed paintings. Because of the small size, I mainly used hard pastels.

Thanks.

Daphne Boder, Pittsboro, NC

These paintings were done on 5 x 7 #500 Uart paper except for Snow Trail. I used a piece of Hahnehuhle paper (not velour) and it is 6 x 6. This was a great exercise and I spent less than 30 minutes on each. The underpainting was done using pipe foam to rub in the base colors. Very simple.



In the Park



Snow Trail



Summer Afternoon



Light at the End of the Trail





Spring in the Field

Beryl Bradley, Brevard, NC

Attached are the 5 challenges I did. They are all on 6x8 Canson paper (which I hate to paint on) cream, brown and tan.

I loved this challenge! It did get me painting every day and I was surprised how much I could get done in 30 minutes. They all need much more work, which I may or may not do, but I plan on painting every day going forward for at least 30 minutes a day!



Thank you again.



Chris Carroll, New Bern, NC

Some of these I spent more time on and some less.

I had a good time with this event.



Deborah Chase, Rutherfordton, NC



Here are my five daily 5x7 pictures.

I tried out new Bruynzeel pastel pencils which I thought were comparable to Carbothellos and red Mi-Teintes paper (not sure why I had it) on two of them.

The Adventure was a good way to generate ideas.


Nancy Clausen, Swannanoa, NC

As someone who does not like to paint in a hurry, this was definitely a challenge. I decided that doing fruit might be the easiest which did not prove correct. So the last one is a landscape. I enjoyed it the most, but ½ hour was a challenge. All of them need more work, but fun to see how much I could accomplish.

I don't know if they need to be named, so I didn't although the last one could be Going to pasture. And the green pear, could be an Irish pear. I did it on St. Patrick's day. All my paintings were done on Ampersand Board. As to pastels they were a variety, Rembrandt's, Faber Castel hard pastels, Great American, Schmenke, and Terri Ludwig.



Going to Pasture



Irish Pear



Ruth Crowe, Matthews, NC

This was a great experience. All of my paintings are 4 x 6 on UArt paper 400 grit. Four on beige and two on 400 grit dark (blue bird nest and raspberries). I actually did 6 paintings as I continued on today with another painting of raspberries which I have been wanting to try for a long time. None of my painting are totally completed. Thanks again for the adventure series.

#1. Red Poppy 2. I have done a red poppy once before, but it was certainly not done in 30 minutes.



#2 Sunflower. Once again I have done sunflowers before but spending much more 30 minutes



#3 Blue bird Nest done on dark Uart. A friend gave me this blue bird nest last year to paint. The nest was abandoned by the mother—a hawk had been scouting the area.



#4 Strawberries



#5 A field of Chicory—a picture from Northeast Tennessee



#6 Raspberries—I have been wanting to try raspberries for a long time. It is the most incomplete of my paintings.




Tracy Davis, Asheville

Here are my 5 (6) daily paintings. All on 5x7 on UArt 400 (I was enjoying the challenge so much I apparently lost track of the days).

Thanks for this challenge Among other things, I learned so much about letting go of the details!




Jennifer Donolo, Burlington, ON, Canada



Englischer Garten

Pastel on paper (UART 400 Sand)
5 x 7 inches Pastels used—
Unison; willow charcoal to lay
out design
March 17, 2023



Dipladenia

Pastel on paper (MultimediaArtboard
Pastel Panel, untoned)
5 x 7 inches Pastels used—Unison,
Schmincke, Sennelier
March 19, 2023

Farm Laneway

Pastel on paper (Pastelmat Anthracite)
4.5 x 6 inches
Pastels used—Unison



Evening Sky, Provence

Pastel on paper (UART 400 Dark)
5 x 7 Pastels used—Unison
March 17, 2023



Summer Day

Pastel on paper (UART 400 Dark)
5 x 7 inches Pastels used—Unison
March 19, 2023



Thank you and the Team for another challenging adventure!

Terrilynn Dubreuil, Asheville

A friend mentioned "animals", so I went with them.

The 30-minute was a good incentive to work fresh and fairly clean, and doing at least one a day is always good. The paintings come more quickly as the days go on! (Hint, hint! I should always be doing this!)

The trees were a morning inspiration when my brother in Maine said he liked how the ivy "blanketed" the trees .. trying to keep them warm. Otherwise playing with texture & colors!



Ram 8 x 10



Cardinal 10 x 8



Kid 10 x 8



Morning Trees 10 x 8



Chippy 10 x 8

Will Evans, Fairview

5- 30 minute 5x7" studies. I cut up a piece of Canson Mi Tients Touch which I had, a paper that I don't normally use. Using my photo references, no underpainting, blocked in with Paynes Grey Creatacolor. Since Canson doesn't hold pastel like my normal Uart or Lux, I tried to use a much lighter hand pressure than usual. Once I got beyond the normal fear of using new techniques, I found myself enjoying the challenge and often finished in less time allowed, committing and not second guessing.




J Kay Gordon, Weaverville

I used light-colored Uart 800 for all of my paintings for this Adventure, working from reference photos I had transferred to my iPad. All were 5 x 7 or 7 x 5.



*High Desert
(above Abq)*


*(Sweet)
April*



*(Dad's Screw-
driver is...) An
Antique Now!*

The benefit of this Adventure to me was that it changed my priorities...pulling my artwork to the TOP of my list (temporary, I expect)... I came back to work on some beyond the timer ...couldn't leave them alone!

*Raptor
(at Wild
for Life)*



*Honey Crisp
(became lunch!)*

MaryAnn Grib, Gray, TN

I liked the challenge of setting aside at least some time to paint every day. It's important to get into the habit of daily painting and honestly, the more you paint, the better you get...practice makes progress. It was really hard to stop at 30 minutes - planning and setting up was essential. Some I was happy with and some not.

My Sneakers



Local Landscape



Coffee and Cookie



Lopsided Bowl



Early Magnolia



Alec Hall, Hendersonville

For the first 4, I tried to keep my painting time to 30 minutes, but I did some minor refinements after the 30 minute alarm went off.

For Blue, I spent longer than 30 minutes and I plan to do some finish work on it later.

I watched several of Karen Margulis' videos before starting this project to help me get into a "quick & loose mindset"... which is completely foreign to me. She is an excellent teacher and I will be watching more of her videos in the future.

I am very happy to have warm weather finally return!!



Autumn Study
5 x 7 Canson



Blue
7 x 5
UART 500 grit

Marsh
5 x 7 Canson



Winter Lake
5 x 7 Canson



Poppies
7 x 5 Canson

Mona Hearne, Matthews, NC

Good morning ..cold here, but yay warming up this afternoon.

Here's my 6 rather than 5. I've wanted to do small floral arrangements for sometime and no better time than this small quick work challenge.

The top 4 are 4x4's on Pastelmat. Mostly Ludwigs and Schminke. My art renderings are from free photos I found online.



The bottom 2 are 5x6. Pastelmat. Ludwigs and Schminke's. The painted Rose from a lovely imitation Rose I purchased recently.

The Azalea's are from a photo a dear friend sent me over the weekend.



I thoroughly enjoyed this challenge. THANK YOU FOR SPURRING US ON.
A couple of the paintings took over 30 minutes, but close to 30 on some too.

Anne Hudson, Lexington, KY

All 5 paintings are on 5x7" Uart paper with a watercolor underpainting, then I used used various hard and soft pastels.

1. "Green Barn" with blue repairs and silo is very close to my house. It sits on a bit of acreage right in the middle of the urban sprawl and will disappear in a few years when the city expands a major road and changes a busy intersection. It reminds me of how Lexington used to be when I was a little girl. Lexington has grown considerably in the last 20-30 years. When I was a little girl, the town only had about 75,000 people, now about a half a million.
2. "Sunset in Destin". We love watching the sunsets over the ocean. So peaceful. I wanted to capture the colors of the sky and the sun reflection on the water.
3. "Gus" (A Westie)- This little guy was the greatest dog. He passed away right before Covid after 15 wonderful years. We and all our neighbors miss him. Later, I will attempt to paint our new puppy, 22 month old Boone Higgins (A English Springer Spaniel).
4. "Majestic Sycamore" at the Keenland Race Track Paddock. This tree is world famous - painted by many other artists. I didn't quite capture the majesty of it although I tried. This one was tough and I did not complete it in 30 mins. The people and horses were very hard. I need to hone in on my drawing skills. The perspective was hard as well - attempting to adjust the sizes of the people and the horses to make the perspective look realistic was hard.
5. "Breaking Forth" - this Amaryllis, just opened this week. I have been waiting for it to bloom for several weeks. The timing was perfect. It bloomed just in time for spring. I like this one although I know I over worked it. I was attempting to obtain that translucent look of the light reflecting from behind and peeking through the blooms. I was frustrated with the dark purple too - I couldn't get it dark enough.

This was a fun challenge. To accomplish the 30 minute time restraint, I realized I needed to plan ahead of time with thumbnails, underpaintings and color selection before beginning the paintings. With the 30 minute time restraint, it keeps me from over working the paintings as much as I usually do. Thank you once again for the opportunity to paint along with and learn from all the other artists.

Many thanks and bless you all






Far and Away



Road thru the Woods



Morning Sunrise



Too much Drama



Tranquility

What a 'challenge' during the busiest week I have had in a long time!

All are approximately 4" x 6" in card stock to which I applied pastel ground. Because of my busy week I restricted myself to a set of Schmincke, Blue Earth Xdark and some Nupastels..just to add to the challenge. The paintings of the sky are from photos sent by a friend who lives in Ireland so they are scenes from there. The snow scene is from a glass piece I did.

Lynn Jackson, Brevard, NC

Each painting is on 7 x5 Canson pastel paper.

I found this challenging in making the time to work on it.

I just got back from a trip with my family to Disney World and came down with a cold. Needless to say I was tired and had to make an effort to complete 5...but I made it!!



Springtime Blooms
Springtime Blooms



Awakening



Sign of Spring



Tulip Study



Field of Sunshine



Karen Knaub, Lake Lure

I have no idea how you keep thinking of new challenges. But I love them all. I did not think I could find the time to paint 5 days in a row but setting the clock for 30 minutes is what made this possible. I was quite surprised at what I was able to accomplish in just 30 minutes and It was a nice surprise. I am usually too focused on detail so it was nice to let that go. And biggest thing learned is I don't need all that detail. Many thanks karen

All paintings were

4x6

“A Bok Tower Day”



Cindy Lidd, Garner, NC



Jaenicke Trees




Jaenicke Snow Scene


Attached are my 5 (30 minute) paintings; they are all 6" x 8-1/2" on uart 400.

The first two are drawn from two of Barb Jaenicke paintings as I admire her work and wanted to explore her choice of colors (JaenickeTrees and Jaenicke Snow Scene); the other three are Cone Flowers Revisited, Autumn Trees, and Regal Eagle.

This was quite the challenge. Thanks. Looking forward to everyone's paintings.



Cone Flowers Revisited



Autumn Trees




Regal Eagle


Gina Linton, Fletcher, NC

Wow! What a challenge! Ok, I cheated a little and did 3 in one day. I still maintained the 30 minute stipulation though.

I decided this would be a good time to try Art Spectrum colourfix paper. I didn't do any under painting, which isn't my usual style. Also, it was a challenge to me because I have never completed a painting in 30 minutes (unless you count my childhood painting attempts). My paintings got a bit caked at times, which made me growl! Lol Live and learn!



Mountaintop Memories 5 x 7




A Coral Sky 5 x 7



Rise Up! 5 x 7



Three's Company 7 x 5



A Cool Winter's Eve 7 x 5

Anne Lunney, Melrose, MA


Proved to be too many... for my five day 30 minute. I understand why the prompt is a good one, to inspire to paint everyday. Set the timer and go, don't overthink, be economical with strokes and palette. Remember it's practice. It's all well and good until I take a look at what I did. Yikes! Landscapes are more forgiving. Question of the day, does one bad apple spoil the whole bunch? What about a bunch of bad apples?? I think this exercise is great and could work well for many people, and it's a great way to see what you are doing right and wrong, as long as there is not too much wrong. I am my harshest critic, so not a great one for me at least when it comes to apples! although it has strengthened my commitment to paint for 1/2 hour everyday. The question is, should I rush to finish it or have another unfinished piece languishing in a folder? I went with finishing the apple. By day 4, I was more than ready to leave the apples in the barrel. I submit these 3, the far left on canson unsanded, the 2 on the right on Uart. I then moved on to a lavender landscape on canson unsanded paper. Inspired by the rabbits digging up my tulip bulbs and chewing on the leaves, I added tulips to the bunny I painted in Rita Kirkman's class, on gesso prepared gatorboard.

Fortunately, I completed the challenge and learned something in the process. Thank you for inspiring me to try new things.



Margaret V Lyn-Soroken, Black Mountain

Shell



Pickup Shells



BeachBoard Bike



Landscape B

Landscape A



...daily pastels on prepared color grounds done before 1/2 hour session. All are 5 x 7. Project made me try out various pictures I wanted to try to see if image was worthy of attempting again. Thank you.

Gary Rupp, Black Mountain

My first thought was how will I ever find the time to do five paintings. And then to limit the time to thirty minutes seemed like even more stress. After finishing the fifth painting today my thought was what a great exercise this ended up being for me. I started out thinking I would do a series of five different trees, but after doing the first one I felt a bit constricted by the 5x7 format so I switched to single objects and that went much better for me.

I really like the idea of this becoming a good habit.



Storm Warning 7 x 5



Another Cup Please 7 x 5



Hand Made 7 x 5



What A Mess 5 x 7



Got Tape! 5 x 7

Andrea Stutesman, Black Mountain

I enjoyed this challenge. I decided to experiment with different techniques, papers and subjects.

Wednesday... *Woolly*

6" x 6"

Pastel on dark sanded paper



Thursday... *Plums*

6" x 5.5"

Pastel on Dark Sanded Paper



Friday... *Figs* 6" x 5.5"

Pastel on Dark Sanded Paper with Terracotta Art Spectrum Primer



Saturday... *Cello*

6" x 5.5"

Pastel on Sanded paper



Sunday... *Vermont Covered Bridge*

6" x 11" Pastel on Sanded paper with complementary underpainting

Much appreciation to all who participated and shared their paintings and their comments!