



APS ADVENTURE IN PASTELS!

November 2023 Adventure D-5 Web Show

“One Painting in Three Styles”

Choosing from well-known styles: Abstract Expressionism, Cubism, Impressionism, Pop Art, Photorealism, Surrealism, Folk Art, Tonalism and Post-Impressionism, each artist's unique style is present in **three** variations.

Enjoy the Show!

Hello, Kay

All 3 pieces are 9" x 6" and done with all sorts of pastels. All three are based on a photo I took this summer.

#1 My Tomatoes

#2 Georgia O'Keeffe's Tomato

#3 Dali's Tomatoes



Claire Benton, Riverview, FL



Abstracts "1"-12x9, "2"-10x8, "3"-10x8

My original plan was to paint a landscape with trees in foreground with styles of Realism, Impressionism, and Expressionism. Instead, I ended up with 3 different Abstract styles. This was not only fun but was also good practice experimenting with different lines, shapes, values, and colors.

Jane Best, Morganton, NC



Hi Kay, these were painted on UArt 600 grit, 9x12 with mostly Diane Townsend Thin Line and Unison. The paper was a grayed sand.

The photo is an old post card.

The title is "The Greenhorn ". Happy Thanksgiving!!!

Chris Carroll, New Bern, NC



Here are my paintings in three styles. Using strong distinctive marks like Van Gogh was interesting and Surrealism's dreamy imagination was fun too.

Deborah Chase, Rutherfordton, NC



Pumpkin -
Van Gogh
Style
Size: 8"x10"

Pumpkin-
Dali Style
Size: 8"x10"



Pumpkin-
Deborah Style
Size: 8"x10"



Hi Kay,

Here is what I have done so far on my three paintings. They are called The Old Barn. They are done from a photograph I took some years ago of a barn out toward Mars Hill. The first one is my rendering which I was transporting back to my house and became smudged. The orange barn is done like a Mark Leach and the third is done like Whistler who brushed most of his pastel off his paintings. Obviously they are all works in progress as the holiday leaves little time for painting. The paintings are done on 8 x 10 Ampersand Board. The pastels are a variety. Some NuPastels, Great American, Holbein and Blue Earth. I enjoyed painting them and using different ideas. I am looking forward to finishing them properly after Thanksgiving.

Nancy Clausen, Swannanoa, N.C.



This was quite a challenge! And fun. I began with my pastel from a few years ago which I'd call "impressionistic", and took that to an "abstract" then to as "detailed" as I could stand, to come up with these three. The pastels were an assortment and the paper ArtSpectrum.
Thanks for the inspiration!

Diane de Grasse, Black Mountain

Club Chairs, Stonington 9.5" x 11"
Impressionist



Two Pillows
5.5" x 9"
Abstract




Chair with
Flowers
5.5" x 9"
Realistic?



This was a fun adventure! I decided, instead of doing a style exactly, I would try to emulate some Eminent Pastel Artists in my paintings. Below is my reference photo, my original painting, and three others in the styles of: #1 Tony Allain, #2 Lyn Asselta, #3 Tara Will. Not exactly like they would paint but it was definitely fun to try! I also created some *videos* of the process on my YouTube Channel: [TravelingArtista](#).

Terrilynn Dubreuil, Asheville, NC




1



#1 style of Tony Allain

2




#2 style of Lyn Asselta

3




#3 style of Tara Will




#0 Dubreuil

Kay,
I admit this is one of the most challenging Adventures so far. Three 4 1/2" x 6 1/2" pastels on Canson mi-Teintes, 2 on textured, one on smooth side. None have titles. I decided that I would take a sphere, I started with an Apple, an orange, the sun, a void and settled on a circle, interpreted by J M W Turner, one of his exploits sunsets. Next is Mondrian, a colorful grid, lastly Pollock's expressive grid of color trapping the glowing orb.
Thanks for the Challenge!
Happy Thanksgiving,
Will

1



2



3





Will Evans – Fairview, NC


This is a home I loved in my hometown of Cleveland, Ohio. Rocky River House is my first painting in my realistic style on Canson grey paper. For the second painting, I was inspired by the bright colors of artist, Jen Evenhus. I used a piece of 400 Uart that had already been painted. And finally, I used the abstract style and the inclusion of the address numbers in my Jasper Johns attempt. I painted this on a smaller 4x5 piece of 400 Uart that had been brushed off.

Have a strictly artful holiday,

Pat Fenda, Tampa FL



1



2




3

Here's my 3 paintings....same hydrangea (purchased at Harris Teeter :):))

9x11; (2) 5x5 Pastel Mat.


I'm LOL....I don't know what style to call each one. Maybe realism, cube, painterly. LOL

Verona Hearne, Matthews, NC



My first thought when I saw this challenge was 'no way would I have time to do 3 paintings. A trip of 800 + miles over the weekend and Thanksgiving week!
Looking at these I bet you won't be surprised I did all three in less than 45 minutes.
Done on prepared card with various pastels.

Kathy Hutchinson – Rutherfordton, NC



Squat Cup



I Can't Drink Outa That!



Hot Cha Cha

I found this to be an interesting challenge. I tried to work from my style to a style Matisse would use to an abstract with toned colors. Matisse did some of his paintings with vibrant colors and I liked how bold they were. Then I decided what would those colors look like toned down in an abstract. Quite a contrast! I used a combination of Rembrandt and Unison pastels on Canson pastel paper. Happy Thanksgiving! Thanks for the fun challenge.

Lynn Jackson – Brevard, NC

8 x 10 Radishes -my style



8 x 10 Radishes
influenced by
Matisse's work





8 x 10 Abstract
of Radishes with
toned values



This was quite a challenge for me. The 1st is a 9x12 done in "my style". I alcohol washed over an old painting and used various soft pastels. The 2nd is a 6x8 done in "cubeism style". I primarily used hard pastels for this one. I thought this would be easy. But it was the most difficult of the three for me. The 3rd is a 6x8 done in "abstract expressionism" I think. Not sure if I actually achieved that. I had a lot of fun with this style and will probably try it again. Thank you for another challenge.

Karen Knaub – Lake Lure, NC




Kay,



Attached are my 3 paintings of a church, labeled Church1, 2, & 3. The first two are 6x8 and the third one is a 9x12, all on uart 500. They didn't quite turn out as I anticipated, as I tried to do a couple of different things with them. (Which is why we "practice, practice, practice".)

Thanks.

Cindy Lidd, Garner, NC




Margaret V. Lyn-Soroken – Black Mountain, NC



These are 3 small studies on 400 u art. The first one is a nocturnal, with local color. I used mostly Nu pastel with a few Terry Ludwigs. The second one was supposed to represent surrealism . The painting was a vacation picture my daughter sent me of the Mediterranean Ocean. It occurred to me that hundreds of migrants fleeing war and starvation drowned in a similar scene. The moon became a clock and the jagged lines show the bloodshed .The surrealists often painted about death and time. I tried to make the final one a color field painting. I am not sure I fully understand color field. This was a very challenging challenge but I loved learning about artistic styles.

Melissa Noll, Charlotte, NC



1



2




3

Kay: This was the most frustrating challenge because it was hard to “stay in character” with the other artist’s style; my fingers kept reverting to muscle memory and I had to stop a lot to refocus. The original is an early attempt at pastel portrait work of a friend’s daughter. The first style rendition focused on layered, linear strokes trying to imitate **Degas’** multiple colored mesh in figure work. No blending really and used bold colors. The second rendition, totally opposite in technique – with muted colors and dreamy blending, tries to imitate **Odilon Redon**. Many of his works feature faces with closed eyes and strange flower-filled backgrounds. I had the most trouble with this one and it needs more editing and blending but honestly, this challenge took my mind off the stress of Thanksgiving planning at least for a few days!

Thanks again for coming up with these great challenges! And Happy Thanksgiving to all!


Patricia Quigley – Norristown, PA



Quigley



Degas



Odilon
Redon

Subject: Challenge. "KIWI". . Painting in style of 3 famous painters

#1: Kiwi. 9" x 9" Georgia O'Keefe

#2: Kiwi. 9" x 7". Mark Rothco


#3: Kiwi. 8" x 10" Edward Hopper

All on black Pastelmat, w/ pan pastels and asst soft (same colors on all).

Carol Rollick – Ponte Vedra Beach, FL



1



2



3

Kay, I just want to add that this was the most fun of all the challenges I've tried.

Very, very fun!!!

Carol Rollick

I have never studied art history and my knowledge of a past artists is limited. I love impressionists, but have difficulty with abstract. The first is in impressionist style after studying some of Mary Cassat's pastels. She often used a directional short stroke to build color. I reviewed several cubist artists. The second is my attempt at cubist style. Hope I succeeded. The third is my own style more toward realism, though I strive to be looser.

Title: Pear Study 1- Impressionism, 2 - Cubism, 3 - Me-ism

Method: Pastel on Sanded Paper

Size: 8" x 6"

Andrea Stutesman, Black Mountain, NC

1



2



3



Thank you to all of our artists!

Be ready for the next APS Adventure. Members only!
As a member you can submit your work and qualify to
win a **Gift Certificate for \$100!**

From



DAKOTA ART PASTELS
your pastel specialist!

appalachian
■ ■ ■ pastel society
www.appalachianpastelsociety.org