



APS ADVENTURES IN PASTEL!

January 2024 Adventure E-1 Web Show

"A Little Bit of Red"

Artists through the centuries have made use of a "Little Bit of Red" to add just the right bit of sparkle, sometimes obvious, sometimes subtle. APS members have responded, creating their own paintings of any subject... employing just a touch of red.

Enjoy the Show!

This was especially fun! I've painted this crow before but went for more abstraction due to effects from getting a covid vaccine yesterday. I felt "foggy" so decided to use a piece of grey sanded paper with experimental marks from another painting. It felt "free as a bird". The red was difficult due to old indoctrination of ...when you use red you must use it 3 times in the painting. Old habits die hard. Thankyou for another unique, fun exercise.

Title: Mad About Covid

Size: 9x7

Kathy Amspacher
Hendersonville, NC



"Just Practicing "

10.25 x 7.75

Used all types of pastels -pan, hard, soft, and pencils on an unknown piece of paper.


Claire Benton
Riverview, FL



This was a very enjoyable adventure and it was interesting to see how only a small amount of red could make an impact on a painting!

“Still Life”
7”x5”

**Jane Best,
Morganton, NC**



Chris Carroll
New Bern, NC



Snow Cones

5x7

I enjoyed this quick exercise for myself. I have a tendency to overthink so I am pleased I kept this as a quick and simple study. It was a fun exercise. I used a red/brown in the stems and it was necessary to dull that in the stems to get the pop I wanted. Good lesson to learn, thank you!

Sara Cetorelli
Fairmont, WV



I enjoyed this Adventure. It was done on Australian grey Colourfix paper by Art Spectrum. Which is not grey (but more of a warm fleshy tone) with a variety of pastels.

Title: "To Top It Off"

Size: 5 1/2" x 8 1/2"

**Deborah Chase,
Rutherfordton, NC**



Robert walking the Camino
20" x 20"

Terry Childers
Lookout Mountain, GA



My chick is not quite done,
but will be as he has places to
go. As the title says “Watch
Out World, Here I Come”.
He’s been fun.

He’s been done on 12 x 12
Ampersand Board, grey. I used
a multitude of pastels. Some
great American, Faber Castell
hard pastels, and maybe some
Schminckes.

Nancy Clausen
Swannanoa, N.C.



Ruby Throated
Hummingbird study
7 x 9 inches
Pastelmat/mixed
brands of pastels.

**Linda Cook,
Asheville, NC**



Thank you for another Adventure challenge to start 2024! It didn't take me long to decide on a photo I took in Maine several years ago. And I knew immediately where the red should be. It tells a story about how things change: old trees come down and growth follows - though the next scene is never quite the same. For all things, really.

Using Art Spectrum Colourfix soft umber paper and a mix of hard and soft pastels, I thoroughly enjoyed participating in this APS challenge.

"Vinalhaven Road"
12 x 9

Diane de Grasse
Black Mountain, NC



Suzanne Doddridge
Asheville, NC



Thank you for this Adventure opportunity. Please find my Adventure E-1 "A Little Bit of Red".

Summer on the Finger Lakes

Pastel on paper;

UART 400 (Sand)

9 x 12 inches

Mostly Unison pastels

Jennifer Donolo

Burlington, ON, Canada



"Winter Shadows"
8x10

Playing around with how to get something to feel red with basically no red. My "warms" here are magentas in contrast with the teals and cobalts. There is a hint of cadmium red in the rim of the sun. Fun to play with colors & textures!

Terrilynn Dubreuil
Asheville, NC




Greetings,

I'm trying to work on painting rocks, which has been a challenge, everything I touch turns into potatoes!

A 6x8 study on Uart 400, rock outcrop with spring blooms. Titled "Glacier's Gift"
Regards,

Will Evans
Fairview, NC




A Little Bit of Red. E-1

10:51 AM (2 hours ago) I love APS challenges. I appreciate Kay Gordon and all the great leadership she's put forth in years past and I thank YOU, the ones who've taken the leadership in these ADVENTURES. (Happy Retirement Kay!)

I've enclosed a sketch of Riley. My grandson and his fiancé are getting married next year and I'm planning a pastel portrait of Riley for their wedding gift. The sketch is Tombow, charcoal and pencil on regular sketch paper.

I've also enclosed Pathway at Ann Springs Close Greenway. A summer scape, hope you can see the red, and A Christmas Ornament I painted after Alain Picard in his Cultivate class. So fun! Both the pathway and Ornament are mostly Ludwigs.

**Vernona Hearne
Matthews, NC**



A Little Bit of Red
Riley from Photo



A Little Bit More of Red
Summer Pathway. Ann Springs Close Greenway. From my photo



Christmas Ornament
after Alain Picard

I have been working on this painting for several weeks and looked back at it for the "little spot of red". I pumped up the red on the paint brush and feel that it really works for the challenge. It also has made me more inspired to continue working on the completion of the "Vienna Gift Shop".

**Pat Fenda,
Tampa, FL**



I just happened to begin working on this piece when I received the challenge email. It definitely worked with the theme. I took a photo of many barnyard scenes on a plein air outing in the Fall. This scene was one of my favorites...it just made me smile. This was done on 6x9 Uart 320 and I'm calling it "Barnyard Buddies".

Thanks for the timely challenge.

MaryAnn Grib
Hendersonville, NC



Thanks for continuing to host and post the APS Challenge Series. Here is my entry for Adventure E-1: A Little Bit of Red.

Title: Rose-breasted Grosbeak

Size: 5" x 7"

Surface: UART 500 grit

The Rose-breasted Grosbeak is a bird that we saw often at our feeder in Michigan during the summer. Here in North Carolina, we only see them briefly in the spring and fall, as they travel on their annual migrations. The male is stunning in his black and white tuxedo with a splash of red-rose on their chest.

Happy painting in 2024!

**Alec Hall,
Hendersonville, NC**



Hello!

Sending you my entry for our first adventure for 2024.

The title is "Without You".

This was my first Christmas without my beloved Stewie. Having a hard time, I decided to paint this as a way of healing.

At first, I painted this without the red bulbs, then, when the adventure was sent, I decided to add "a little bit of red".

Happy Painting,

Linda (Daugherty) Holes
Erie, PA



**Anne Hudson
Lexington, KY**




Title: Bright Morning

Size : 8.5 x 5.5 "

Various pastels

**Kathy Hutchinson,
Rutherfordton, NC**



I liked this challenge. Since green is opposite from red on the color wheel, I thought a landscape would be a good choice to use red as an accent.

I miss the warm sunshine of summer!! Especially with the temperature getting down to 10 degrees here lately.

“Carolina”

11x14

**Lynn Jackson,
Brevard, NC**



I learned a lot from this challenge and enjoyed it. Knowing that the red had to be prominent, I changed the other colors I used for the rest of the painting. Thank you for another fun challenge.

"The Divas"
12 x 16

**Karen Knaub,
Lake Lure, NC**



Attached is my painting "Sunset", which is on Canson paper, 7" x 9"; I may have used more red than a "touch", but I'm happy with my painting. Thanks for the challenge!

**Cindy Lidd,
Garner, NC**



Title: cat on a bed
Size: 8x8
Medium: pastels on Blk
Mi-teintes

Comment: on the road,
unfinished attempt on a
little red ...unsure wifi,
thanks.

**Margaret Lyn-Soroken,
Black Mountain, NC**



HERE IS MY TOUCH OF
RED CHALLENGE

Title: "They'll be pretty."
She said

Seriously????????!!!!!!

only in BLOCKING IN
STAGE-- long way to go.
Lots of changes to make..

11 X 14
MIXED PASTELS

Linda Medders-Jackson
Cross, SC



A Touch of Red: Adventure E-1

From my own reference. I enjoyed this adventure. I looked through my images and this one stood out. The original photo was taken during the Izzy snowstorm a couple of years ago. It dumped several inches of snow. I love snow so I ventured out on that day with my poles and carefully walked out to our mountain road. It was quite joyful. So here we are today and it is snowing! I attempted to create a very snowy day feeling using soft pastels on pastelmat paper. I applied the pastels lightly to keep it soft in the background. I shaved some white pastel onto it for snowflakes. I created some swirls for wintry effect. Those red mittens really stood out in contrast to the white snow. It is a touch of red that kinda shouts out. A memorable snowy day wearing my red mittens.

Red Mitten Snowy Day

9 x 12

**Meryl Meyer,
Weaverville, NC**




Hi, I chose this kitten to paint because it looks so feisty and cute. I think the red inside of the pot is a little jarring. I would like to use the red elsewhere in the painting but couldn't decide where so I'm still thinking about it.

Happy painting everyone!

Pastel on 6" X 8" green La Carte.

Thank you

Barb Moerk
Hendersonville, NC



I tried to copy a Wolf Kahn painting of a forest for this challenge. I used Uart 400 paper and mostly a variety of Diane Townsend pastels with a few Mount Visions and Rembrandts. I learned so much on this challenge. It reinforced that red is a game changer and you only need a little to make a big impact. It also taught me how difficult Wolf Kahn's art is to replicate. I also learned how color affects mood. I felt happy painting with yellows and oranges. Thanks for getting me to play!

Melissa Noll
Charlotte, NC




"Geode"

12 x 15"

I took an APS workshop with Laura Pollak many years ago. Some of you may remember that. I have always had a fascination with geodes. Using what I learned in the workshop I decided to do a geode with a touch of red.

Cheers, 😊

Don Osterberg
Hendersonville, NC



Hello APS: Happy New Year!

This is a small study (approx. 6" x 9") based on a photo I took of a gardener working in a meadow at Chanticleer, a lovely garden in our area. The photo was sort of bland and slightly over exposed due to the bright sunlight, making the meadow colors a bit washed out. I would not have thought to bring a higher chroma orange or red into the image, but glad I did – that very small amount of red does draw you into the focal area.

Thanks again for running these Adventures – they really keep us making art and not just thinking about it, as Andrew McDermott would say!

Cheers,

**Patricia Ann Quigley,
Norristown, PA**



**Toby Reid.
Winder, GA**



GOLDEN HOUR SHOW
12" x 9"
Blue Earth pastel on mounted
UArt black paper



UNTITLED WAVE MOVEMENT
9" x 12"
Blue Earth pastel on Wallis paper

Title: Wings of Harmony

Medium: Pastel on
Sanded Paper

Size: 12h x 16w

I added strokes of cool red amidst the warm yellow center and a little on some of the petals. A little warm red in areas of the bumble bee.

**Andrea Stutesman,
Black Mountain, NC**



A work in progress 10x8 pastel premier hard pastels and Terry Ludwig darks. This is a photo I took in Scotland and have wanted to paint, so I started this color study today. I tried adding a red roof in the distance, a red boat in the foreground but neither looked right. Then I saw the neighbors bonfire and thought I would try that. I am not sure that it adds anything and would love your thoughts. I caught the flu at year end so this is my first time to the easel this year. Wear your N95 masks people it is nasty out there.

Eileen Wilhelm
Pinnacle, NC

