



APS ADVENTURES IN PASTEL 2024

Adventure E-4

"STYLING"

This Adventure was all about painting in the style of one of your favorite artists. However you look at it, style is a hot topic among artists and art patrons. In this Adventure we wanted to focus on style and give you the opportunity to paint in the style of an artist you admire. Artists were asked to limit the choice of artist and style to the 20th or 21st century and were invited to include a painting by their admired artist along with their own in their style.

Enjoy 26 APS Artists' Styling Favorites, and the Show!

Adventure E-4
"STYLING"


Thank you for reminding me to revisit one of my favorite landscape and floral artists, Elizabeth Mowry. Her book *The Pastelist's Year, Painting the Four Seasons in Pastel*, influenced most of my early years painting in pastels. Her mark making brought a simple tree painting alive. She was a great colorist too.

She came to North Carolina to teach a workshop several years ago. I know several of our members attended. I attached a study she did on the year of a tree through the 4 seasons. I used that for my painting here. I think she is one of the best pastel artists to inspire us. She passed away a few years ago but her books are still available.

Kathy Amspacher
Hendersonville, NC



Inspired by
Elizabeth
Mowry,
by
Kathy
Amspacher



Mowry's painting: *Trees, the Year*

Adventure E-4
"STYLING"

"Ain't Nothing But a Hound
Dog"
8" x 10"

I love Rita Kirkman's style with
animals! Her paintings have
such a nice glow.

I prepped a piece of
illustration board with tinted
pumice and then used stick
and pencil pastels to paint my
dog, Elvis (he has long
passed on). Not finished yet.

Claire Benton
Riverview, FL



(pinch to zoom)

♥ Rita Kirkman



Adventure E-4
"STYLING"

A couple of weeks ago, I saw a mountain landscape oil painting I really liked by Chauncey Ryder 1868-1949.

I had never heard of him so I looked him up and saw more of his paintings. I liked his post impressionistic style and simple but strong design. I particularly felt a connection to his mountain scenes as they reminded me of our blue ridge area. He actually did do some of his paintings in the NC mountains and one painting is NC museum of art. I've added him to my long list of favorite artists! Thanks for this enjoyable adventure.

Jane Best
Morganton, NC



Chauncey
Ryder



Blue Ridge Rhododendron
12x16
Jane Best

Adventure E-4
"STYLING"

One of my favorite contemporary artists is Alain Picard. He has had a huge influence in my work. I love his bold use of color and the way the color is blended in the viewer's eye.

Soybean Field
9X12

Daphne Boder
Pittsboro, NC




Adventure E-4
"STYLING"

"Yellow Hat"
12 x 11.75

In the style of Doug Dawson.
His style is colorful,
exciting with shapes of a
person with an interesting
background!
I used Reves paper with
white ground applied.

Chris Carroll
New Bern, NC



Adventure E-4
“Styling”

Hello,

Printmaking paper with Pan Pastels
and a water mixable oil
underpainting. I am trying to mimic
Wolf Kahn’s approach in his piece
from Midland Michigan.
This is a work in progress

Sara Cetorelli
Fairmont, WV



Adventure E-4
"STYLING"

Please use this image for the Adventure instead of the one I sent earlier. I felt I had not done her "style" justice and gave it another try.

I used Dawn Emerson's method of "trace monotype" from her book "Pastel Innovations" for this boat tailed grackle.

Title: Homage to Dawn Emerson
Size: 4 1/2" x 7"

Deborah Chase
Rutherfordton, NC



Adventure E-4
"STYLING"


I chose Whistler as one of my most favorite artists. He just made it into the 20th century. I included two of his to show that he actually did something other than the Nocturne's that are so popular.

My painting is entitled A Day Fishing. It's from a photo taken I think outside of Portland, Maine.

I did a lot of brushing of the pastels after laying them in which is how Whistler liked to work. I used mostly Great American Pastels. I can not tell what my surface is. It's on a board and I had wiped off another painting from some years ago using what stayed on it as the underpainting.

The size of my painting is a 9 x 12. It was fun as it brought back some enjoyable memories.

Nancy Clausen
Swannanoa, NC



Whistler

Adventure E-4
"STYLING"

"Iris-a-la-Okeefe"

Inspired by Georgia O'Keeffe who began to use pastel after living in rural Texas in 1916, she continued to explore the medium until the 1950s. Today, O'Keeffe's pastels are among the many celebrated examples of her work. I didn't come close to her style, but it was fun trying.

Linda Cook
Asheville, NC



Adventure E-4
"STYLING"

I've always admired Wolf Kahn, though my "style" has been very different. I'm a realist painter, but I take his words as a caution:



"Yes, there are descriptive elements that tempt the artist and that often add to the uniqueness and charm of the image, but woe to the artist for whom these elements become primary, who thereby loses sight of the larger issues that alone guarantee that the resulting work represents the artist's thought and energy, not merely his copying instinct or descriptive facility." **Wolf Kahn**



I tried to use Kahn's pared down technique as in his "Magenta Stripe" above left as I created spring fruit trees in a similar landscape without... copying? Mostly Sennelier pastel on sky-blue Me-Teintes Touch. It was a real challenge and I learned a lot!

"Ala Kahn"
4 x 8

Diane de Grasse
Black Mountain, NC

Adventure E-4
"STYLING"

"Generations Driveway"
9x12 Unfinished

Suzanne Doddridge
Asheville, NC



Adventure E-4
"STYLING"

I play around with others' styles every now and then to try to get inside another artist's creative head or just to learn something new. Here's one of my images reinterpreted in the style of Tara Will with her bold marks and strong values and color.

"Portland Head Light"
9x12" UArt

Terrilynn Dubreuil
Asheville, NC



Adventure E-4
"STYLING"

Greetings,

Attached is my submission for "Styling" challenge, following in the footsteps of Jacob Aguiar. It's 9x12 on Lux Archival using hard pastel to block in then mostly Terry Ludwig.

Titled "Dead Low".
9x12

What I tried to follow was Aguiar's statement "let the paper work for you". Another great Adventure.

Will Evans
Fairview, NC




Adventure E-4
"STYLING"

When I started using pastels in the late 1990s, there were not many wildlife artists or animal artists using pastel as their primary medium. However, I found one whose work I really was drawn to, Lesley Harrison. Her subjects included equines, canines, and wildlife (especially wolves), all of which I was very interested in. She later published a book on painting animals with pastels through Northlight Books in 2002. She works realistically as I do, thus, her painting style appealed to me. I have included one of her equine paintings here. I have gone one to develop my own style, but it was heavily influenced by Lesley's work early on.

Happy painting!

Alec Hall
Hendersonville, NC



Lesley Harrison

Title: Dreams of Gold
Surface: UART 500 grit
Size: 20" x 10"



Adventure E-4
"STYLING"

Hello APS!

I'm a very happy student of Alain Picard, modern day master of the painterly approach using soft pastels. I admire him and appreciate his kindness and generosity. Alain has guided me to understand and practice his "painterly style," which is amazing.. In addition to excellent teacher to student interaction, Alain provides a forum of many like minded artists who encourage one another to their best potential. On a scale of 1-10, learning from Alain Picard is 100+. You can view his work at www.picardstudio.com as well as learn along with him via his youtube channel.

THANK APS for ALL YOU DO. I am so glad to be a part of the Appalachian Pastel Society.

Best,

Vernona Hearne
Matthews, NC



Market Catch Times One. 5x10 Uart. Nupastels. Ludwigs.



Market Catch Times Two.
9x14. Uart. Nupastels.
Ludwigs.



Floral. 6x6 Pastelmat.
Ludwigs

Adventure E-4
"STYLING"

Henri Matisse was an artist from the 20th century. He was an oil painter, but also used bright colored oil pastels. I am drawn to his paintings as I use bright colors in my work. Color was his primary focus. I liked this quote of his, "Creativity takes courage". I love the use of textures he uses to add interest and depth.

Lynn Jackson
Brevard, NC
04.lynn@gmail.com



Matisse's original still life



Lynn Jackson's "Matisse's Influence"

Adventure E-4
"STYLING"

There are so many great pastelists it's hard to pick one. I chose Rita Kirkman because I love the brightness she creates in her animal paintings and the soft whimsical feel they have. I also love her renaissance portrait collection. I did not have any of the materials she uses for her underpaintings and tried to do an underpainting with a hard pastel alcohol wash. It did not work. I did not achieve the softness and the warmth that I was after. This was a very difficult challenge but I had fun trying. I really think that once you have your style it's hard to change.

9x12

Karen Knaub
Lake Lure, NC




Adventure E-4
"STYLING"

Attached is my painting done in the style of B. Jaenicke along with a sample of one of her paintings. Mine is done on Sennelier Pastel Card.

Thanks for the challenge.

**Cindy Lidd
Garner, NC**



Adventure E-4
"STYLING"

I was thinking of Turner landscapes

9x12

(Sending unfinished work due to going
out of town)

Margaret Lyn-Soroken
Black Mountain, NC



Adventure E-4 "STYLING"

Hi Adventure coordinator: This time I chose a contemporary pastel artist for "style" emulation and went with that bold and fearless colorist Laurinda O'Connor. Attached is one of her woodsy scenes as my inspiration placed next to my reference photo of my backyard at sunrise last fall. She often starts with a very dark underpainting or uses dark paper. So I used UART dark.



I learned 3 things from this challenge: laying down enough darks is always so important; you will never have the olive green you need; and it will take me years of practice to produce the strong confident marks that hallmark her work. This Adventure one was a great learning experience. Thank you APS for doing these.

My Homage to O'Connor
12 x 16 UART Dark

Pat Quigley
Norristown, PA



Adventure E-4 "STYLING"

The Contemporary artist I admire is Master Pastelist Alain Picard. I have been following his works and have been taking his online courses over the last 2 years. His paintings are gorgeous. I love his expressive mark making and how he uses vibrant colors harmonizing the painting. I want to be more painterly and I like his process. I am practicing layering various hues of the same value and varying my marks. Alain does thumbnails to locate values and create compositions. I am doing that now as well and realize how it helps set a map for color studies and stepping up the size for a larger piece. Alain Picard is an inspiring and supportive teacher. His teaching skills, and knowledge of the masters are invaluable. His paintings cover all subject matter from portraits to still life to landscapes, street scenes and figurative.

My 3 paintings:

1: Alain Picard's market fish thumbnail and colored painting demo.

2: This week's painting: adventure: "Catnip Fish Dreams" Thumbnail 6.5 x 4.5 on toned grey Strathmore sketch paper using tombow pens, charcoals and white marker.

3: "Catnip Fish Dreams" color study. 12 x 9 on Pastelmat. Using assorted soft pastels This is my kitty Rosie. She was taking a kitty nap next to her fish catnip toy. This study is unfinished..I am still working on the background and will add a few larger fish toys. After a harrowing, stressful 2 weeks I felt like doing something more whimsical.

Meryl Meyer
Weaverville, NC



1

3



2



Adventure E-4
"STYLING"

"Blue Pool with Wild Lupines
in New Zealand"

Style is Tony Allain
Love his colors and style-very unique

Thanks so much!

Anita O'Connor
Southern Pines, NC



Adventure E-4

"STYLING"

Inspired by pastelist Teresa Saia
But nobody can paint like Teresa! I've had the privilege of taking her workshop. She is also the first and only pastelist I've ever tried to copy when I was first starting out. I only had time to do this small piece but I love my daughter's photo and intend to do a large piece as I don't do small well. Need to get that whole arm working as I learned in yet another great APS workshop with Dawn Emerson.

Teresa's work is brilliant with color and skill. The title, however, comes from another oil painter I admire, Scott Gellatly, who also celebrates color! Pastels I need are a mix of mostly Terry Ludwig.

"Color is the Subject"

10" x 7"

**Carol Rollick,
Ponte Vedra Beach, FL**



Adventure E-4
"STYLING"

I have attempted to create an abstract piece similar to Laura Pollack's style. I love the way she creates the effect of light. She carries this over to her landscapes. I have been wanting to try the abstract effect and may do a few more. It might help me with treatment of light in other pieces.

Title: Hot Coals
Size: 12 x 9
Paper: Dark UArt

Andrea Stutesman
Black Mountain, NC



Adventure E-4
"STYLING"

Hi here is my painting
and a copy of Tony
Allain's painting. I
admire his use of color
and minimal strokes.
This was great fun to do

Thanks so much.
Cheers,

Eileen Wilhelm
Pinnacle, NC

